







PROVINCIAL GOVERNMENT OF LA UNION



LA UNION IN

MMXXI

2021 ANNUAL REPORT



5
7
9
11
23
69
125
155
177
185
189
191
193

About the Cover

The cover portrays the resiliency of the Province in terms of Disaster and COVID-19 response.

Table of **CONTENTS**

Message of the Governor

Message of the Vice-Governor

Executive Summary

Financial Stability Sector

Economic Dynamism and Competitiveness Sector

Resilient Communities Sector

Organizational Accountability and Governance Sector

Infrastructure Development Sector


ELA Scorecard Accomplishment

Sectoral Goal

Moving Forward


Achievements , Recognitions, and Awards

Annexes



MESSAGE OF THE GOVERNOR





The Province of La Union remains strongly committed in attaining its vision to become The Heart of Agri-Tourism in Northern Luzon by 2025” despite the on-going challenges brought about by the COVID-19 pandemic.

The year 2021 was a critical stage in intensifying our COVID-19 response and recovery efforts, mitigating the ill effects of the pandemic and seizing opportunities to bounce back and recover. With strict adherence to the issuances of Inter-Agency Task Force (IATF) for the Management of Emerging Infectious Diseases, the Province slowly opened its tourism industry to local and inter-regional tourists to stimulate and boost economic activities. Through the use of information technology, the Provincial Government of La Union (PGLU) empowered the agriculture, social, economic and other sectors to innovate and enhance projects to improve the delivery of quality basic services to our *Kaprobinsaans*.

The PGLU CY 2021 Annual Report provides an assessment of the performance of the Province which includes the strengths and areas for improvement vis-à-vis the 2021 targets. This report also aims to address gaps, facilitate sustenance of continuous improvement efforts and to leverage from the gains obtained by the PGLU as a catalyst of transformative governance. Our accomplishments prove that despite the persistent challenges and adverse effects of the CoViD-19 pandemic, the PGLU remains determined and focused in establishing a Stronger La Union.

With the full support of our governance partners from the public and private sector, we move forward towards the realization of our vision. The PGLU would like to express its heartfelt gratefulness and earnest appreciation to all national and regional line agencies, component LGUs, partner institutions, Civil Society Organizations and other governance stakeholders for their relentless support and enduring partnership with us in improving the quality of life of our *Kaprobinsaans*.

Through collaboration, innovation and commitment, we delivered better outcomes and improved the delivery of our services amidst the pandemic. Together, let us continuously intensify our efforts and improve our performance in order to accelerate recovery and build a Stronger La Union, a Province worth living in.

Dios ti agngina.

Agay-ayat kadakayo amin,

HON.FRANCISO EMMANUEL “PACOY” R. ORTEGA III (SDG)
Provincial Governor

The Provincial Government of La Union has earnestly endeavored to pursue its mandate of providing effective and efficient basic services to our people. The calendar year 2021 was a declaration of the constituents continued trust in our administration.

The Annual accomplishment report of the Provincial Government of La Union for 2021 is a reflective of our concerted efforts and dedication towards achieving sustainable development. These realities, coupled with our unswerving thrust of uplifting the lives of our province-mate served as our impetus to fully develop our boundless potentials and prove our unwavering commitment to this mission. Yet, let us not rest on our laurels.

The political exercise that transpired gave us the renewed mandate to implement the various programs, projects and activities in the sectors of Social Development, Economic Development, Infrastructure Development, Environment and Natural Resources Development, and Institutional Development were given priorities through partnerships with the national line agencies and private sectors.

We managed to overcome all obstacles and challenges brought by the global economic recession. The Provincial Government increase in income level showed its financial stability over the years. These financial resources were economically spent to address the needs of our people, the disadvantaged group, the business sector and the other groups in the society. May all of us realize that we are part of the progress and play a vital role in its growth and development.

The legislative arm of the Provincial government introduced and passed Ordinances and resolutions to strengthen policies most beneficial to the component Local government units that aim to improve quality of life of our KAPROBINSYAAN. I urge everyone to continue striving for and bring about progress for our province through the direct, effective and efficient delivery of basic services and interventions as we respond to the challenges of these modern times in principle and in deed.

Finally, let us collegially support the present Leadership and Administration in our common journey towards Economic Growth progress and sustainable development of our beloved PROVINCE.

PUDNO NGA AGSERBI

HON. MARIO EDUARDO C. ORTEGA (SGD)

Provincial Vice-Governor



MESSAGE OF THE VICE- GOVERNOR





EXECUTIVE SUMMARY

Amidst the adverse effects of the Pandemic COVID 19 the Provincial Government had strived to move ahead, steered and guided by its strict adherence to the IATF issuances and PCTAC local Guidance, the province slowly but surely opened its economic activity boosted by one of its top earners the Tourism industry.

The Following are the accomplishment by the FEROSector:

Financial Stability Sector

The Sector remains sturdy, resilient and committed in achieving financial stability by sustaining revenue generation and sound expenditure management. The automation of processes of offices belonging this sector had greatly contributed to the success of the sector in achieving its targets amidst restrictions forced upon taxpayers and clientele by the COVID 19 Pandemic.

Economic Dynamism Sector

This sector had responded very well from the Pandemic enforced economic slowdown. The Economic turnaround was triggered greatly by Tourism related initiatives. Like tapping the Local community as tourism audience. Joining and conducting Digital tourism promotions to include Product, facilities and events promotions. Also, the sector now promotes Culture, arts and Heritage as tourism come on.

The MSMEs were also empowered for economic recovery thru promotions in Trade FAIRS, Job Fairs and Job promotions and the province maintained its Business-Friendly Status.

The Agri Subsector continuous to strongly support the sector through innovativeness such as the establishment of farm schools; identification, support and assistance to local Agri-Tourism Suppliers for product promotion. Construction of Solar Powered Irrigation Facility as one of its Agri-Modernization Project. The ASF will be continually monitored to stop its recurrence and producer restocked with ASF Free Breeders.

The Infrastructure support for the Sector include the maintenance of safe and sound provincial roads and bridges; Construction of Access roads and amenities for tourism sites. For agriculture infra support includes, Irrigation, Farmers Trading Centers, Post-Harvest and Processing facilities. It also provided infra support to the social sector like the Bahay Pag Asa and for Public Schools.

The Sector continuous to implement small wins to contribute to the economic recovery.

Resilient Communities Sector

The Sector envisions accelerated human capital development thru improvement of Basic services delivery on Health, social services to include housing and Education and to ensure their safety ang liberty.

For COVID-19 Response. The province continues to adhere to issuances of the IATF and continues to vaccinate people from La Union. The PHO will lead implementation of the "Happy La Union, Healthy La Union" Program, continue its contact tracing and swabbing. PPDRMO continually had risk assessment and maintained border checkpoints.

The PSWDO implemented programs to alleviate the living condition of the vulnerable sector. Supported and capacitated the LGU responders/ front liners in partnership with other offices from the sector.

For Security the PPOC implemented programs for the improvement of the Peace and order situation of the province. The SSU secured the Provincial Government Properties including the employees.

Resilient Communities Sector

Organizational Accountability and Governance Sector: with the Vison: hallmark of service excellence through transformative Governance. The sector continuous to craft innovations for governance under the new normal brought about by the Pandemic. Service delivery to the people is paramount duty of the PGLU. To sustain the service excellence the Province had undergone International Standard Organization (ISO) certification and its PGS journey.

This brought about the review of qualification standard for competency-based recruitment to sustain the high performance of the Organization. It also promotes rewards and incentive for qualified employees. It guided offices through a regular strategy review to prod offices on slow moving programs and praise fast actions and implementation.

The seal of the Province of La Union is a circular emblem. It features a central shield divided into four quadrants by a cross. The top-left quadrant is blue with the word 'LOVE', the top-right is blue with 'UNION', and the bottom is blue with 'CONCORD'. The shield is surrounded by a blue border containing the text 'PROVINCE OF LA UNION' at the top and 'OFFICIAL SEAL 1850' at the bottom. The shield itself contains various symbols: a sunburst in the top-left, a ship's wheel in the bottom, and a gear in the top-right. The background of the page is light blue with a vertical red bar on the left side.

FINANCIAL STABILITY SECTOR

PGLU turned over nine purchased medical freezers and refrigerations for vaccine to the province's five district hospitals and the La Union Medical Center (LUMC) during the PGLU Flag Raising Ceremony on March 15, 2021.



PROMINENCE OF TRAINING

LOVE UNION

CONCORD

1850

SEAL

The Provincial Government remained resilient and committed in achieving financial stability by sustaining revenue generation and sound expenditure management.

During the year in review, the province implemented prudent budget planning and allocation and careful fund utilization. This could be reflected in the higher collection efficiency brought about by intensified tax campaign, strict monitoring of sand and gravel operations, improved real property tax assessment and launching of online payment channels. In terms of prudent budget planning and allocation. The province realigned a portion of its budget to increase its funding for its COVID-19 priority programs and projects and Hospital Operations.

PGLU also recoded responsible and prudent fund utilization as it recorded improved utilization rate in 2021. This achievement resulted in zero COA suspension and disallowance during the year in review. The province also sustained its prudent procurement processes in 2021.

SUSTAINABLE REVENUE GENERATION, PRUDENT BUDGET PLANNING AND ALLOCATION AND CAREFUL FUND UTILIZATION

Revenue Generation: Increased Overall Collection Efficiency

In 2021, the Province of La Union registered a collection efficiency of 128.52 percent. PGLU collected P230,446,276.23 higher than estimated collection of P179,303,707.14 for the year in review (See Table 1.1).

**Table 1.1 Summary Statement of Revenue Sources - Targets vs Actual: 2021
(In PhP & Percentage)**

Local Revenue Sources	Target CY 2021 (PhP)	Actual	Collection
		Collection (PhP)	Efficiency (%)
		As of Dec. 31, 2021	CY 2021
Real Property Tax (Basic+ SEF)	148,142,857.14	156,386,894.14	105.56%
Business Tax	8,303,600.00	11,871,898.88	142.97%
Other Taxes	4,165,000.00	11,905,665.30	285.85%
Regulatory Fees	12,512,250.00	40,567,655.37	324.22%
Service / User Charges	1,980,000.00	2,961,563.46	149.57%
Economic Enterprise	1,200,000.00	3,513,263.46	292.77%
Other Income / Receipts	3,000,000.00	3,239,335.62	107.98%
TOTAL	179,303,707.14	230,446,276.23	128.52%

Source of Data: Office of the Provincial Treasurer

In addition, the actual collection for the year-end 2021 exceeded its level in the previous year by 117.29 percent amounting to P36,808,826.53 (See Table 1.2). This shows that the pandemic greatly affected the collection efforts of the province in 2020 but was able to bounced back in 2021. This could also mean that the collectors had already adapted to the new norms of doing business. The data also reflects that despite the existence of a pandemic, the awareness of the taxpayers on the importance of taxes in governance had increased.

**Table 1.2. Comparative Statement of Revenue Sources: 2020 vs 2021
(In Php and Percentage)**

Local Revenue Sources	Actual Collection (Php)		Increase / (Decrease)	Efficiency Rate (%)
	As of Dec. 31, 2020	As of Dec. 31, 2021		
Real Property Tax (Basic+ SEF)	143,281,947.75	156,386,894.14	13,104,946.56	9.15
Business Tax	7,582,532.23	11,871,898.88	4,289,366.65	56.57
Other Taxes	6,756,800.24	11,905,665.30	5,148,865.06	76.20
Regulatory Fees	28,592,816.75	40,567,655.37	11,974,838.62	41.88
Service / User Charges	2,275,926.52	2,961,563.46	685,636.94	30.13
Economic Enterprise	3,322,413.61	3,513,263.46	190,849.85	5.74
Other Income / Receipts	4,653,658.47	3,239,335.62	(1,414,322.85)	-30.39
TOTAL	196,466,095.57	230,446,276.23	36,808,826.53	117.29

Source of Data: Office of the Provincial Treasurer

All types of local revenue sources except economic enterprise and other receipts recorded higher collections in 2021 compared to their levels in 2020 (see Table 2). Bulk of the total revenue generated during the year in review was obtained from Real Property Tax (RPT) (68.92% share) and Regulatory Fees (17.39 share). The least was generated from Service / User Charges (1.03% share), economic enterprise (1.17% share) and other income / receipts (1.30% share).

On the other hand, all Hospitals recorded lower revenue generation in CY 2021 when compared to their estimated collection during the year in review. This could be attributed to the limited number of patients / clients going to the hospitals due to the COVID-19 restrictions (see Table 3). Only a few visited the district hospitals for their health care needs while the majority of the clients resorted to home treatment and online consultation.

As compared to the preceding year, all hospitals except Caba and Rosario District Hospital posted higher revenue generation during the year in review. Among the hospitals, Bacnotan District Hospital recorded the highest collection of 31,696,703.50 (34.28% share) while the least was generated by Caba District Hospital (10.29% share) and Rosario District Hospital (10.34% share).

Meanwhile, Balaoan District Hospital recorded the highest collection efficiency of 17.87 percent followed by Naguilian District Hospital with collection efficiency of 5.67 percent. The least was recorded by Rosario and Caba District Hospital with collection efficiency of -7.53 percent and -1.09 percent, respectively.

Table 1.3. District Hospitals Comparative Schedule of Collection Efficiency: 2021 vs 2020 (Excluding Subsidy)

Hospitals	2020			2021			% In Collection Efficiency
	Estimated Collection	Actual Collection	Rate (%)	Estimated Collection	Actual Collection	Rate (%)	
Bacnotan DH	61,970,461.11	29,993,634.59	48.40	59,890,000.00	31,696,703.50	52.92	4.52%
Balaoan DH	51,575,000.00	10,347,058.77	20.06	47,568,087.00	18,041,949.91	37.93	17.87%
Naguilian DH	55,824,000.00	22,211,432.50	39.79	52,044,162.00	23,658,431.55	45.46	5.67%
Caba DH	39,414,115.00	9,846,679.01	24.98	39,831,564.00	9,515,992.88	23.89	-1.09%
Rosarion DH	47,996,400.00	14,178,989.69	29.54	43,460,059.90	9,564,285.21	22.01	-7.53%
TOTAL	256,779,976.11	86,577,794.56	33.72	242,793,872.90	92,477,363.05	38.09	4.37%

Source of Data: Provincial Accounting Office

At the end of the year in review 2021, it is clear that the province has collected total of P 230,446,276.23 which has a 17.29% collection efficiency rate in comparison to CY 2020's collection of P196,466,095.57 (seen in Table 1.4), such progress has been achieved due to the following Programs, Projects and Activities implemented by the Provincial Treasurer's Office and Revenue Generating Offices.

Table 1.4: Actual Revenue Collection: 2020 vs 2021 (In PhP and Percentage)

Local Revenue Sources	Actual Collection (P)		Increase/ (Decrease)	Efficiency Rate (%)
	As of Dec. 31, 2020	As of Dec. 31, 2021		
Real Property Tax (Basic+ SEF)	143,281,947.75	156,386,894.14	13,104,946.56	9.15
Business Tax	7,582,532.23	11,871,898.88	4,289,366.65	56.57
Other Taxes	6,756,800.24	11,905,665.30	5,148,865.06	76.20
Regulatory Fees	28,592,816.75	40,567,655.37	11,974,838.62	41.88
Service / User Charges	2,275,926.52	2,961,563.46	685,636.94	30.13
Economic Enterprise	3,322,413.61	3,513,263.46	190,849.85	5.74
Other Income / Receipts	4,653,658.47	3,239,335.62	(1,414,322.85)	-30.39
TOTAL	196,466,095.57	230,446,276.23	36,808,826.53	17.29

Source of Data: Office of the Provincial Treasurer

Revenue Generation: Intensified Tax Campaign

One of the activities implemented by the Provincial Government to improve collection efficiency is the Intensified Tax Campaign, which aims to encourage timely payment of tax payers. PGLU conducted tax information dissemination via PGLU official website (www.launion.gov.ph) and Facebook Page, and posted tarpaulins and posters in all Bulletin Boards located in various public places such as Markets, District Hospitals and Malls provincewide. The campaign aims to increase the awareness of the taxpayers in terms of discounts they may avail and the interest / penalties and surcharges they may incur when in default.

In support to R.A. 11032 or the Act Promoting Ease of Doing Business and Efficient Delivery of Government Service and as contribution to all the LGU's Business One Stop Shop (BOSS), the Province through the Provincial Treasurer's Office (PTO) deployed 10

Provincial Tax Collectors in the different municipalities during tax season from January to March 2021. In addition, 4 Tax collectors were deployed throughout the year, doing continuous rounds in all LGUs and where they are needed most, 2 of which is assigned in the 1st District and the other two in the 2nd District. The province continuously sends Notices of Delinquency to notify / remind delinquent taxpayers to pay on time and to update them of their tax obligations.

Revenue Generation: Strict Monitoring of Sand and Gravel Operations

In 2021, the province in cooperation with the Environment and Natural Resources Office (ENRO), enacted and implemented Ordinance No. 274-2021 entitled, "An Ordinance Regulating the Extraction, Disposition, Utilization and Processing of Quarry and other Mineral Resources within the Territorial Jurisdiction of the Province of La Union and Imposing Various Taxes and Fees Therefore, Amending Related Provisions of Article III of the 2017 Revenue Code of The Province Of La Union". This ordinance strengthened the regulation of the extraction of Sand and Gravel in the province.

The field monitors from ENRO strictly monitored the sand and gravel operations were provincewide. Likewise, PGLU also judiciously implemented the provisions of the newly enacted Sand and Gravel Ordinance to ensure that taxes and fees due to the province were paid.

Revenue Generation: Improved Real Property Tax Assessment

The Province through the PTO has issued memoranda to Municipal Treasury Offices reiterating the correct computation of Real Property Tax especially in granting discounts and imposing interest/penalties as provided in the Local Government Code of 1991 and the 2017 Revenue Code of the Province of La Union. PTO also strictly monitored the monthly submission of reports and remittances of the provincial shares of real property tax.

In addition, higher collection targets were posted in 2021 as a result of the increase in the assessment in 2020 by the Office of the Provincial and Municipal Assessors. The Municipal Treasurer Offices instituted various collection strategies to efficiently collect them.

Revenue Generation: Launching of Online Payment Channels

Through SP Resolution No. 137-2021, the PGLU in partnership with the Land Bank of the Philippines (LBP) launched the LinkBiz Portal last June 18, 2021. This Portal was developed in order to cope up and adapt to these trying times, allowing taxpayers to pay their taxes and other fees due to the province online.

Meanwhile, to further back up the said system, taxpayers can have their payable taxes be assessed online via the eResibo (a system developed by the Provincial Treasurer's Office for online payable tax assessment) and then can pay their taxes through the LinkBiz Portal.

With the development of these systems, taxpayers can now pay their obligations in the convenience of their homes helping the province improve its tax collection efficiency.

Revenue Generation: Deployment of Electronic Real Property Tax System (eRPTS) to Component LGUs

The eRPTS is currently being utilized by all municipalities in the province serving as a tool to extract important and relevant data for real property appraisal and assessment of land, building, plant and machineries.

With the installation and implementation of the system in the Municipal Treasurer's Offices, it is expected that significant advancements will be felt and at the same time major issues and concerns will be settled especially on treasury operations. The system aims to produce real time and accurate data that is needed to improve the processing of transactions on assessment and treasury services and catch-up manual errors as soon as possible.

Revenue Generation: Amendment of the Revenue Code

The Sangguniang Panlalawigan (SP) of La Union conducted a second reading of the proposed Ordinance No. 300-2021 or the 2021 Revised Revenue Code of the Province of La Union on June 29, 2021. In relation to this, Ordinance No. 313-2021, which contains the new and approved revised Fees and Charges was signed on August 12, 2021. The New Rates was immediately disseminated to the public and implemented immediately.

Prudent Budget Planning and Allocation

Realignment of Funds for COVID-19

At the beginning of the year in review, the *Provincial Core Team Against CoVID-19 (PCTAC)* projected and suggested a target budget of P428,277,157.33 to fund the PPAs related to COVID-19. However, with the rigorous reprogramming and realignment of funds, the appropriated budget for COVID-19 PPAs in 2021 totaled P241,627,876.99. The actual expenditure amounted to P203,872,063.65 (see Table 1.5).

Table 1.5. PGLU Actual Expenditure versus PCTAC Requirement and Appropriation for COVID-19 PPAs in 2021

Programs / Projects / Activities	PCTAC Requirement (Jan.-Dec.)	Appropriation	Expenditure	Source of Fund
Home of Hope	52,380,775.61	38,654,801.41	26,364,265.14	5% LDRRMF & 20% LDF
Home for Frontliners	24,110,800.00	5,964,000.00	5,640,000.00	20% LDF
General Services: Manpower Augmentation Program Provision of Food allowances for Border Control & Isolation Facilities	48,430,024.23	48,430,024.23	40,692,913.11	GF & 20% LDF
Other COVID-19 Related: Purchase of Medical kits, Hygiene kits, Medicines, COVID-19 Vaccines, Purchase of 6 units of Pharmaceutical Refrigerators, Disinfectant Machines, Purchase of Triage Tents, and Bus Rentals	303,355,557.49	148,579,051.35	131,174,885.40	GF & 20% LDF
TOTAL	P 428,277,157.33	P 241,627,876.99	P 203,872,063.65	

Source of Data: Office of the Provincial Budget Officer

Realignment of Funds for Hospital Operations

The Local Finance Committee, together with the Chiefs of Hospitals, Provincial Health Officer and the Provincial Administrator created the Hospital Interim Revenue Mechanism (HIRM) to address the concerns of the five District Hospitals, who are having trouble in reaching their revenue goals due to the Pandemic.

Through the HIRM the PGLU extended emergency cash advances to the five District Hospitals to augment their operational expenses and fund requirements of their PPAs, which are usually covered by their hospital revenues. Under four various Supplemental Budgets, a total of P36,054,197.85 was appropriated as their Revolving Fund.

Prudent Careful Funds Utilization

Table 1.6. Burn Rates as of December 31, 2021

FUND	Appropriation (P)	Utilization (P)	Disbursement (P)	Utilization Rate (Utilization/ Appropriation)	Burn Rate (Disbursement/ Utilization)
CURRENT					
General Fund Proper	735,815,571.47	727,246,919.22	699,642,927.41	98.84%	96.20%
Financial Stability Sector	77,038,267.72	76,921,984.84	75,493,536.79	99.85%	98.14%
Economic Dynamism & Competitiveness Sector	144,667,257.52	143,555,282.56	138,014,447.27	99.23%	96.14%
Resilient Community Sector	188,212,332.80	181,257,881.18	177,647,254.71	96.30%	98.01%
Organizational Accountability and Governance Sector	325,897,713.43	325,511,770.64	308,487,688.64	99.88%	94.77%
5% LDRRMF	83,071,887.93	60,295,795.89	56,829,181.63	72.58%	94.25%
Special purposes appropriation	526,848,852.84	479,331,790.89	444,242,195.88	90.98%	92.68%
20% local development fund	294,954,520.60	232,032,514.06	207,878,940.54	78.67%	89.59%
Tobacco Excise Tax Fund (RA 7171)	1,028,098,545.00	325,792,139.76	303,756,793.41	31.69%	93.24%
Special Education Fund	87,000,000.00	79,032,004.44	34,164,283.76	90.84%	43.23%
Bacnotan DH	70,890,000.00	56,844,359.14	51,103,872.63	80.19%	89.90%
Balaoan DH	62,125,674.45	48,809,312.99	42,498,811.91	78.57%	87.07%
Caba DH	51,050,829.52	43,401,188.28	33,145,187.29	85.02%	76.37%
Nagulian DH	63,773,179.08	47,828,899.03	39,575,491.82	75.00%	82.74%
Rosario DH	54,391,087.70	40,839,569.38	36,508,823.33	75.09%	89.40%
TOTAL	3,058,020,148.59	2,141,454,493.08	1,949,346,509.61	70.03%	91.03%

Source of Data: Provincial Accounting Office

SGLG Award worthiness

The province fared well in terms of its status for some of the criteria in the Seal of Good Local Governance (SGLG) Award. For the indicator for LDRRM Fund Utilization indicator, the PGLU registered a utilization rate of 72.58 percent as of December 31, 2021, which is higher than the required at least 50 percent utilization. The POPS Fund is at 58.88 percent as of December 31, 2021. The utilization rate for Conservation & Preservation of Cultural Property that should be at least 75 percent is so far at 100 percent and the Budget appropriated for Youth Development is approximately at 100 percent utilization rate as of the end of the year 2021.

For the utilization per Office by FERO sector (See Table 1.7). The Provincial Budget Office from the Financial Stability Sector and OPG – Information and Communications Technology Unit, OPG – Internal Audit Services, Provincial Information Office and Provincial General Services Office of the Organizational Accountability and Governance Sector recoded the highest utilization rates at 100 percent in 2021. All the Sectors except the Resilient Communities Sector posted higher utilization rates in 2021 than their levels in 2020.

The Financial Stability Sector recorded the highest utilization rate at 99.85 percent while the Resilient Communities Sector registered at 96.30 percent.

The Financial Stability Sector continued to ensure that the province is positioned with good financial management and bankability through local revenue generation, inter-governmental fiscal relations, credit worthiness and local economic enterprise management.

The Economic Dynamism Sector with a utilization rate of 99.23 percent higher than its previous year's utilization rate of 94.01 percent, implemented sectoral PPAs such those that caters to enhanced agricultural productivity and market accessibility, sound business environment and tourism development.

The Resilient Communities Sector recorded a utilization rate of 96.30 percent, slightly lower than its previous year's level of 97.67 percent. The Sector's accomplishment could be attributed to the realization of its priorities on environmental management, social protection and disaster preparedness. It also ensured that the health delivery service and emergency response system is fully functional optimizing the role of the district hospitals and continued to address issues on solid waste management.

The Organizational Accountability and Governance Sector registered a utilization rate of 99.88 percent in 2021, up by 7.21 percentage points when compared to its level in 2020 at 92.67 percent. This shows the continued adherence to good governance and participation of PGLU through efficiency of service delivery, inter-governmental coordination and transparency of local governance even during this time of Covid-19 pandemic.

The RA 7171 and Special Education Fund was least spent in 2021 as they recorded a utilization rate of 71.21 percent and 80.66 percent in 2021, same levels as in 2020, respectively the utilization rate could be attributed to the timely implementation of infrastructure projects brought about by the lifting of the imposed community quarantine in the province. The utilization of the 20 percent Development Fund and 5

percent PDRRM Fund, was sustained when compared to their levels last year at 87.52 percent and 91.96 percent utilization rate, respectively.

The overall utilization rate of the province improved from 93.96 percent in 2020 to 98.84 percent in 2021. This could be attributed to the improved performance of PGLU Offices during the year in review.

Table 1.7. Financial Accomplishment of PGLU Offices in 2021

SECTORS / OFFICES	2020		2021	
	Appropriation (PhP)	Percent Utilization	Appropriation (PhP)	Percent Utilization
FINANCIAL STABILITY SECTOR				
1. Provincial Budget Office	12,144,326.63	94.23%	11,976,662.42	100.00%
2. Provincial Accounting Office	21,363,492.46	98.11%	20,741,546.48	99.71%
3. Provincial Treasurer Office	27,889,270.98	94.07%	26,586,743.29	99.84%
4. Provincial Assessor Office	19,119,880.57	88.57%	17,733,315.53	99.93%
Sub-Total	80,516,970.64	93.86%	77,038,267.72	99.85%
ECONOMIC DYNAMISM & COMPETITIVENESS SECTOR				
1. La Union Provincial Tourism Office	16,749,248.59	81.69%	18,103,397.71	97.66%
2. Provincial Agriculturist Office	35,049,541.65	99.59%	34,730,479.70	99.14%
3. Provincial Veterinarian Office	23,630,757.62	97.61%	24,885,696.00	99.58%
4. OPG - Local Economic Enterprise and Investment Promotions	8,118,586.74	85.43%	8,476,793.86	99.95%
5. Provincial Engineering Office	54,690,486.43	93.92%	58,470,890.25	99.52%
Sub-Total	138,238,621.03	94.01%	144,667,257.52	99.23%
RESILIENT COMMUNITY SECTOR				
1. PG - Environment and Natural Resources Office	10,176,548.06	91.84%	19,709,514.58	99.33%
2. Provincial Disaster Risk Reduction Management Office	18,562,656.03	98.89%	22,394,606.58	97.71%
3. OPG - La Union Provincial Jail	16,366,511.35	98.87%	16,846,229.47	99.85%
4. Provincial Social Welfare and Development Office	13,339,492.81	93.38%	16,618,290.75	98.01%
5. Provincial Health Office	86,881,618.25	98.52%	112,643,691.42	94.71%
Sub-Total	145,326,826.50	97.67%	188,212,332.80	96.30%
ORGANIZATIONAL ACCOUNTABILITY & GOVERNANCE SECTOR				
1. OPG - Proper	173,626,590.81	95.41%	70,651,701.00	99.92%
2. OPG - Office for Provincial Strategy	11,351,131.16	83.62%	12,458,394.34	99.98%
3. OPG - Information and Communications Technology Unit	17,458,655.81	84.64%	15,923,646.02	100.00%
4. OPG - Internal Audit Services	2,529,561.74	94.52%	3,199,324.04	100.00%
5. OPG - Bids and Awards Committee	3,318,883.83	86.02%	3,296,612.37	99.46%
6. Provincial Administrator	31,369,083.21	83.16%	28,096,756.58	99.99%
7. Vice Governor	6,185,738.92	96.11%	7,068,670.27	99.99%
8. Sangguniang Panlalawigan	78,949,050.84	95.33%	75,148,856.69	99.82%
9. Provincial Planning and Development Office	22,413,004.97	91.69%	22,128,129.19	99.94%
10. Provincial Information Office	15,589,331.21	80.54%	12,751,067.87	100.00%

SECTORS / OFFICES	2020		2021	
	Amount	Percentage	Amount	Percentage
11. General Services Office	33,134,052.08	92.92%	51,878,959.88	100.00%
12. Provincial Legal Office	8,605,642.62	97.19%	8,819,697.46	98.61%
13. OPG - Security Services Unit	13,309,055.31	93.70%	14,475,897.72	99.77%
Sub-Total	417,839,782.51	92.67%	325,897,713.43	99.88%
Grand Total	781,922,200.68	93.96%	735,815,571.47	98.84%

Source of Data: Office of the Provincial Budget Office

Prudent Procurement Processes

Through the Bids and Awards Committee (BAC) Resolution No. 268 Series 2020, the Annual Procurement Plan (APP) for CY 2021 was approved by the Head of the Procuring Entity (HoPe). The APP 2021 includes all the mandatory and critical goods, services, infrastructure projects and consultancy services that will be procured by the PGLU within 2021, and only those goods, services or projects included shall be carried out for procurement in accordance with the modes specified. The said approved APP 2021 was submitted to the Government Procurement Policy Board (GPPB), DILG and COA and at the same time was posted in accordance to EO 662 series of 2007 in the PGLU website, Full Disclosure Policy Website and other conspicuous places. In addition, PGLU through the BAC is in the process of creating a Procurement Management Unit and will also soon have a Bids and Awards Document Management System, this will connect across the Provincial Offices to streamline its processes for more accessible, efficient and faster services.

Responsible Utilization of Financial Resources.

In 2021, the Provincial Government of La Union had no outstanding Commission on Audit (COA) audit suspension and disallowance. This was attained because the Office of the Provincial Accountant continued to improve its systems and procedures by adopting automation of its processes, continuous training of personnel and leveling up of employee commitment.

Moving Forward

Moving forward, the sector is expected to fully implement the Compromise Agreement for RPT Delinquencies and the availment of RPT Delinquent Management System (RPTDMS); full implementation of the Amended Revenue Code especially the new Rates; and the implementation of Integrated Financial Management System during year in review.



OFFICIAL OF THE PROVINCE OF ONTARIO
1850
LOVE UNDER CONCORD

The seal of the Province of La Union is a circular emblem. It features a central shield with a blue top section containing a white cross and the words "LOVE" and "UNION". The shield is divided into four quadrants with various symbols: a green plant, a yellow gear, a blue wave, and a yellow sun. The shield is set against a background of a blue and red cross. The outer ring of the seal contains the text "PROVINCE OF LA UNION" at the top and "OFFICIAL SEAL 1850" at the bottom.

ECONOMIC DYNAMISM AND COMPETITIVENESS SECTOR

The Provincial Government of La Union partners with the Department of Trade and Industry for La Union Fairest 2021. With the theme "La Union's Fairest @20: Agkaykaysa toward MSME Recovery", the Trade Fair was launched on December 9, 2021 at the CSI City Mall Atrium, highlighting local products of Micro, Small and Medium Enterprises (MSMEs) and OTOP Hub La Union 2.0.



The Provincial Government of La Union successfully completed various agriculture, tourism and industry programs and projects in 2021 amidst the many challenges brought about by the pandemic.

Despite the difficulties encountered by the farmers and fisherfolks due to La Niña and El Niño, the agriculture sector managed to sustain the food sufficiency in all other major food commodities during the year in review. PGLU ensured the continued availability of food supply in the province through the active participation of the Municipal/City Local Government Units, Civil Society and the private sector, and the all-out support of its partner agencies like the Department of Agriculture - Regional Field Office 1 (DA - RFU 1) with their different banner programs. The Province also provided financial assistance to affected farmers and fisherfolks in collaboration with the DA and Landbank of the Philippines (LBP) benefiting a total of 48,301 farmers in the province.

Other significant agricultural projects accomplished by the Province include the distribution of seeds, seedlings, and fertilizers, which aims to improve the productivity of local farmers. PGLU distributed various farm equipment and machinery to the different cooperatives and organizations in the province as well as provided technical assistance to improve corn, mango, fishery, and livestock production. The Province also established Community Backyard Gardening in August 2021 and continued to empower farmers and fisherfolks through training and technology demonstrations.

The tourism sector, which has been the major driver of jobs creation and economic growth in the province, remained the most affected sector of the community due to the enforcement of quarantine restrictions. To mitigate the negative effects of the Covid-19 pandemic, the Province, however, continued to provide assistance to affected tourism establishments and workers, and conducted capacity building activities to make them more resilient in future crises. Barangay Tourism Councils were also established in key barangays to help boost tourism in the province. The Ridge and Reef Corridor was also introduced to help increase tourist arrivals in the province.

In terms of enhancing the business friendliness and competitiveness of the province, La Union ranked 8th out of the 81 provinces in the country and 1st in the region in 2021. On labor and employment, a total of 745 job applicants were job-placed locally and overseas. Likewise, 295 construction workers were job-placed for the infrastructure projects of the Provincial Government aligned to the “Build, Build, Build” Program of the National Government.

SUSTAINED PRODUCTIVITY OF FARMERS, FISHER FOLKS AND LIVESTOCK RAISERS

AGRICULTURE: Production Levels of Major Commodities

All commodities except rice and fish registered higher production in 2021 compared to their levels in 2020 (see Table 2.1). Commercial crops followed by corn, root crops and legumes recorded the highest production during the year in review.

Table 2.1. Agricultural Production, Area Harvested, and Yield by Commodity in La Union: 2021 versus 2020 (in Metric Tons)

Commodity	Production (mt)			Area harvested (ha)			Yield (mt/ha)		
	CY 2020	CY 2021	% Inc/Dec	CY 2020	CY 2021	% Inc/Dec	CY 2020	CY 2021	% Inc/Dec
Rice	207,547	205,769	(0.86)	38,949	39,215	0.68	5.33	5.25	(1.50)
Corn	33,545	34,907	4.06	5,849	5,974	2.14	5.73	5.84	1.92
Legumes	5,225	5,414	3.62	3,483	3,609	3.62	1.50	1.50	0
Vegetables	84,463	86,283	2.15	4,961	5,153	3.87	17.02	16.74	(1.64)
Fruits	56,860	58,710	3.25	3,749	3,871	3.25	15.16	15.16	0
Rootcrops	20,645	21,365	3.49	1,419	1,440	1.48	14.54	14.84	2.06
Commercial Crops	39,528	42,040	6.35	1,983	2,102	6.00	19.93	20.00	0.35
Fish	19,302	18,951	(1.82)	5,539	5,809	4.87	3.48	3.26	(6.32)

Source of Data: Office of the Provincial Agriculturist (OPAG)

Palay production decreased by 0.86 percent in 2021 at 205,769 metric tons (MT) when compared to its level in the preceding year at 207,547 MT. However, despite the increase of 0.68 percent in area harvested for palay, the yield for the said commodity declined by 1.50 percent. The decrease in production volume was caused by severe damage from Typhoon Maring in October 2021. The volume of production loss was 22,603.65 metric tons or 14.36% of the expected volume of production for the cropping season. Moreover, 23,798 rice farmers or 49.27% of the total number of rice farmers were affected. The total value of production loss was P429,469,588.38 and the average value of loss per farmer was P18,046.46.

For corn production, there was an increase of 4.06 percent from 33,545 MT in 2020 to 34,907 in 2021. A corresponding increment of 6.00 percent in the area harvested for corn was also noted, thereby, increasing its yield by 1.92 percent.

For High Value Commercial Crops (HVCC), all the production of commercial crops (up by 6.36%), legumes (higher by 3.62%), rootcrops (increased by 3.49%), fruits (up by 3.25%) and vegetables (higher by 2.15%) increased during the year in review. This could be attributed to the increase in area harvested resulting in higher yield for these commodities in 2021.

On the other hand, fishery production declined by 1.82 percent from 19,302 MT in 2020 to 18,951 MT during the year in review. It can be noted that despite the increase in area harvested for this commodity, its yield significantly declined by 6.32 percent in 2021 due to damages caused by Typhoon Maring. The said typhoon damaged 5,584,810 pieces of fingerlings-sized, 52.84 MT of juvenile-sized and 579.34 MT of harvestable-sized cultured species from 218.54 hectare of fishponds, pens and cages. Due to the typhoon, 74 boats were also partially damaged, 62 were totally damaged, and 11 boats were lost. Also, different fishing paraphernalia were destroyed due to the said typhoon.

Livestock and poultry production decreased by 14.23 percent from 42,919 MT in 2020 to 36,814 MT in 2021 (see Table 2.2). By meat product, only chevon registered higher

production during the year in review. However, pork registered the highest decline (down by 32.49%) in production in 2021 compared to its level in 2020.

Table 2.2. Livestock and Poultry Production by Meat Products in La Union: 2021 versus 2020 (in Metric Tons)

By Meat Products	2020	2021	Percent Change 2021 vs. 2020
Carabeef	777	869	11.84
Beef	1,303	1,268	(2.69)
Pork	15,881	10,721	(32.49)
Chevon	289	315	9.0
Chicken Meat	24,669	23,641	(4.17)
Total	42,919	36,814	(14.23)

Source of Data: Office of the Provincial Veterinarian (OPVet)

PGLU through the Office of the Provincial Veterinarian remained hopeful on the prospects of the province's veterinary program delivery services, highlighting its relative strength despite the health crisis and occurrence of African Swine Fever (ASF) outbreak in the province in 2021.

AGRICULTURE: Food Sufficiency Levels

Despite the decrease in production in some commodities, La Union continued to register more than 100.00 percent sufficiency level in all major food commodities in 2021 (see Figure 2.1). All commodities except for rice and corn recorded higher sufficiency levels in 2021 when compared to their levels in 2020.

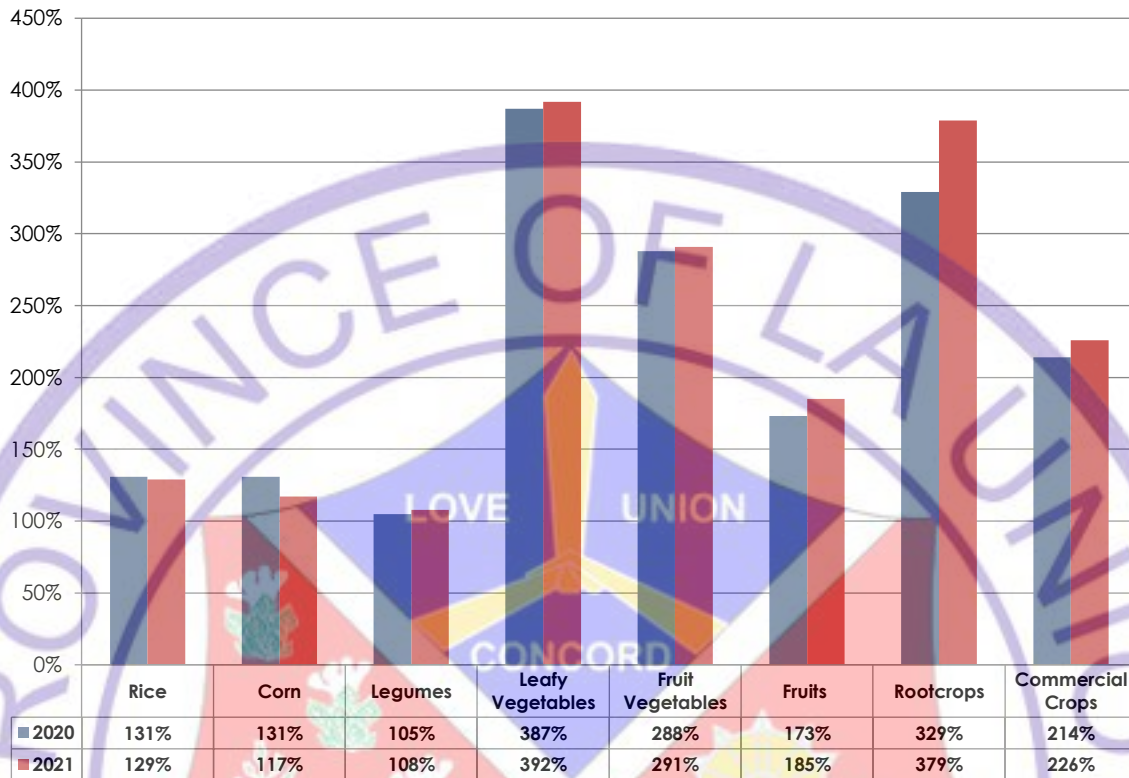
Rice registered 129 percent sufficiency level in 2021, lower by 2.0 percentage points as compared to 131.00 percent in 2020. This means that the production of clean rice, which was posted at 117,700 MT is more than enough to sustain the annual per capita consumption of the province' populace currently estimated at 91,386 MT. The surplus of 26,314 MT is enough to sustain the province's requirement for the next 105 days.

The sufficiency level for corn was pegged at 117.00 percent in 2021, lower than its last year's level at 131.00 percent. This is equivalent to a decline of 14 percentage points.

The sufficiency levels of all high value crops: legumes, fruits, root crops, commercial crops, leafy and fruit vegetables were also higher when compared to their levels in the preceding year. This can be positively related with the increase in their production levels from 2020 to 2021 (see Table 2.1).

For fish commodity, the province remained more than sufficient at 103.00 percent. This figure, however, was lower by 2.83 percentage points when compared to its level in 2020 at 106.00 percent.

Figure 2.1. Food Sufficiency Level by Commodity in La Union: 2021 versus 2020 (in Percent)

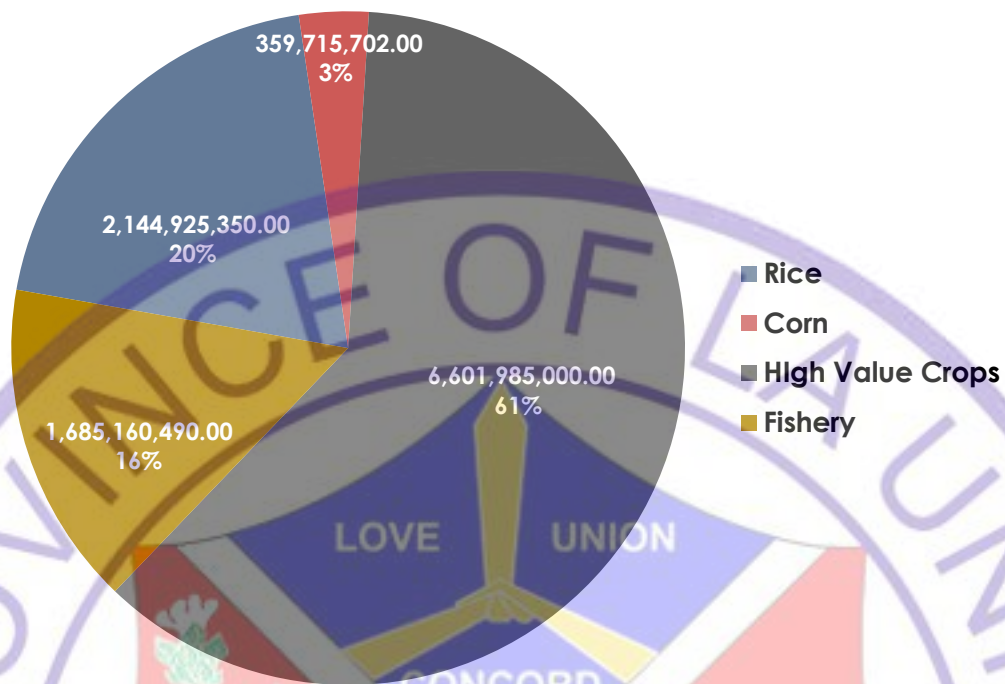


Source of Data: Office of the Provincial Veterinarian (OPVet)

AGRICULTURE: Income and Employment

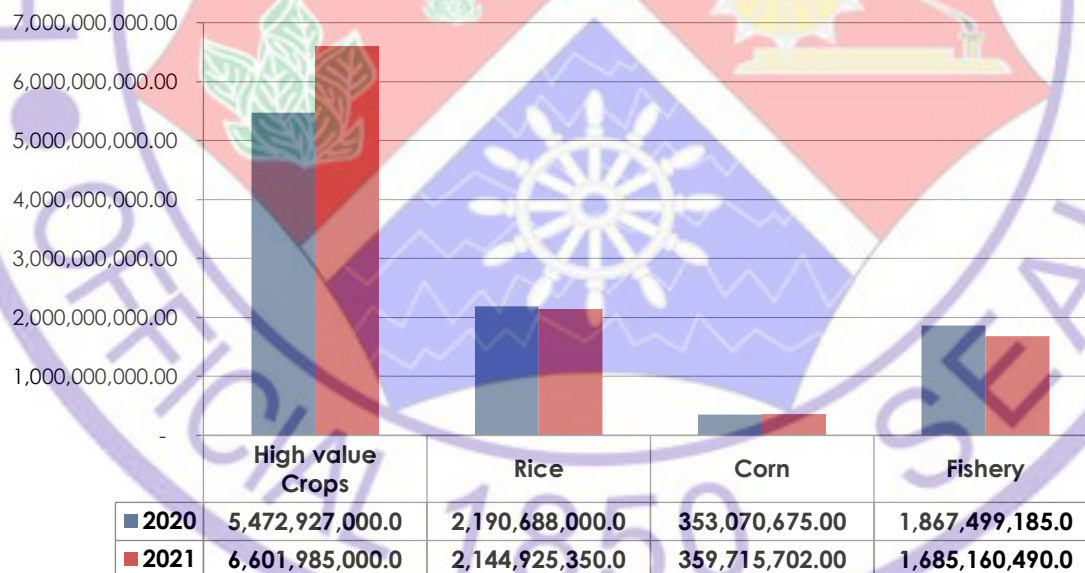
In 2021, the total income generated by the four sub-sectors: rice, corn, high value crops and fisheries was valued at P10,791,786,542.00, higher by 9.18 percent compared to the income generated in 2020 at P9,884,184,857.00 (see Figure 2.2). High value crops contributed the highest net income of P6,601,985,000.00, which is equivalent to 61.18 percent share. This was followed by rice and fisheries with 19.88 percent share and 15.62 percent share, respectively. Corn recorded the least with only 3.33 percent share of the total income generated. High Value crops and corn registered higher income generated during the year in review when compared to their 2020 levels (see Figure 2.3).

Figure 2.2: Income Generated by Commodity in La Union: 2021 (in PHP and Percent)



Source of Data: Office of the Provincial Agriculturist (OPAg)

Figure 2.3. Income Generated by Commodity in La Union: 2021 versus 2020 (in PHP)

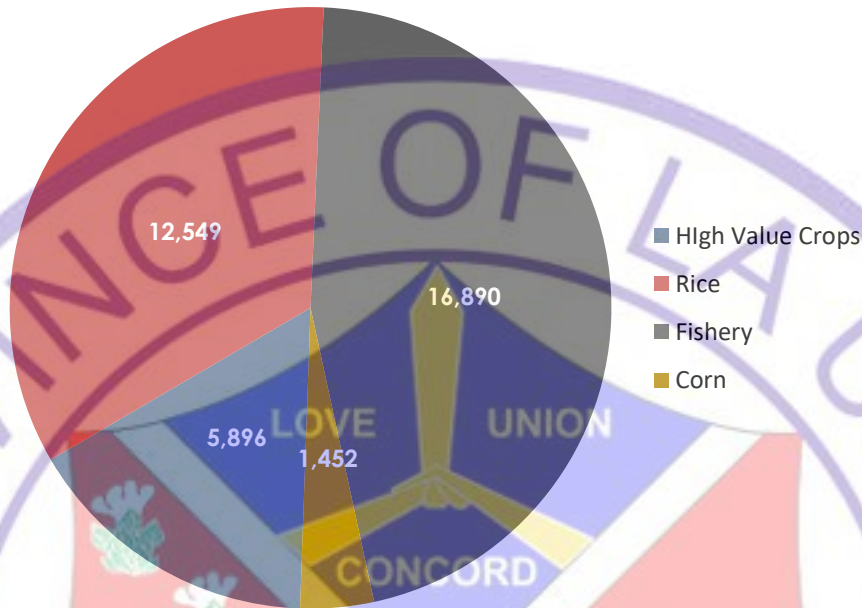


Source of Data: Office of the Provincial Agriculturist (OPAg)

In terms of employment generation, the province's agriculture sector generated 36,787man-years, which is 0.39 percent higher than its level in 2020 at 36,644 man - years. By sub-sector, the fisheries sub-sector generated the highest at 16,890 manyears comprising 46.00 percent share of the total employment generated (see Figure 2.4). This was followed by the rice sub-sector, which generated 12,549 man - years or 34 percent share. High value crops recorded 5,896 man-years, which

is equivalent to 16.00 percent share. Corn sub-sector generated the least at 1,452 man-years (4 percent share).

Figure 2.4. Employment Generated by Commodity in La Union: 2021 (in Man-years and Percent)



Source of Data: Office of the Provincial Agriculturist (OPAg)

When compared to their levels in the preceding year, rice, corn, and high value crops sub-sectors recorded higher employment generated in 2021 while fisheries posted otherwise (see Figure 2.5).

Figure 2.5: Employment Generated by Commodity in La Union: 2021 versus 2020 (in Man-years)



Source of Data: Office of the Provincial Agriculturist (OPAg)

In 2021, the Livestock Sub-sector generated a net income of P2,171,828,165.75, 32.85 percent lower compared to its level in 2020 at P3,234,730,929.10 (see Figure 2.6). The

decline could be attributed to the decrease in production of pork, beef and carabeef. The significant decrease in the generated income for swine was attributed to the reduced number of swine shipments entering and going-out of La Union because of the quarantine restrictions and health protocols imposed due to the African swine fever and COVID-19.

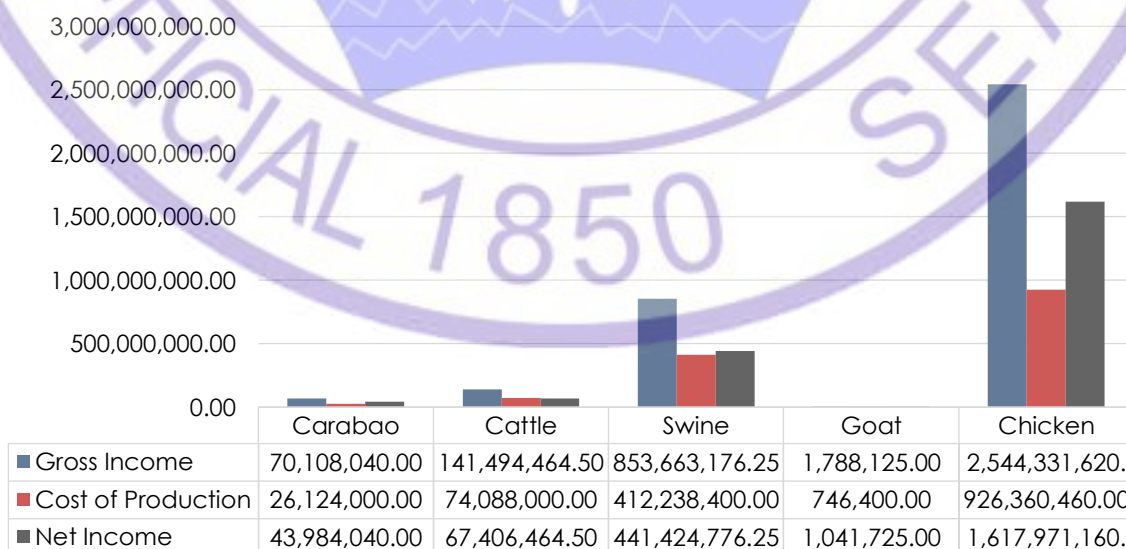
Figure 2.6. Net Income Generated by the Livestock Sub-sector in La Union: 2021 versus 2020 (in Php)



Source of Data: Office of the Provincial Veterinarian (OPVet)

Among the five livestock sub-sectors, the chicken commodity generated the highest net income of P1,617,971,160 or 74.50 percent share of the total net income for 2021. The swine sub-sector contributed a net income of P441,424,776.25.00, which is equivalent to 20.32 percent share. This was followed by cattle with 3.10 percent share, carabao with 2.03 percent share, and goat with 0.05 percent share of the total income generated in the province ((see Figure 2.7)). All the sub-sector registered lesser income generated during the year in review when compared to their 2020 levels.

Figure 2.7. Income Generated by the Livestock Sub-Sector in La Union: 2021 (in Php)



Source of Data: Office of the Provincial Veterinarian (OPVet)

In 2021, the employment generation of the Livestock Industry reached 15,292 man - years, lower by 3.08 percent when compared to its level in 2020 at 15,778 man -years (see Table 2.3). By commodity, carabao and cattle raising generated the highest at 6,451 and 5,195 man-years, respectively. This was followed by goat raising at 1,673 man-years, and swine raising at 1,434 man-years. Chicken raising generated the lowest at 539 man-years.

Table 2.3. Employment Generated by the Livestock Industry in La Union: 2021 versus 2020

Commodity	2020	2021	Percent Change 2021 vs 2020	Percent Share 2021
Carabao	6,676	6,451	-3.37 %	42.19 %
Cattle	4,954	5,195	4.86 %	33.97 %
Swine	2,059	1,434	-30.35 %	9.38 %
Goat	1,521	1,673	9.99 %	10.94 %
Chicken	568	539	-5.11 %	3.52 %
Total	15,778	15,292	-3.08 %	100.00 %

Source of Data: Office of the Provincial Veterinarian (OPVet)

AGRICULTURE: Distribution of Seeds and Fertilizers

To increase agriculture production in the province, various programs and projects were implemented in 2021. These include the distribution of 40,344 packs of hybrid seeds benefiting a total of 13,679 farmers (see Table 2.4).

Correspondingly, the Province in collaboration with PhilRice and the DA-RFU 1, a total of 62,295 bags of certified seeds were distributed to 36,504 rice farmer-beneficiaries in La Union. This volume was almost 50 percent higher than what was provided last year at 34,269 bags.



Table 2.4. Distribution of Hybrid and Certified Seeds by Local Government Unit (LGU): 2021 (in Bags)

City/ Municipality	Hybrid Seed		Certified Seeds(20kg/bag)		TOTAL	
	No. of Packs	No. of Beneficiaries	No. of Bags	No. of Beneficiaries	(Hybrid + Certified Seeds)	No. of Beneficiaries
District I						
Bacnotan	1,202	400	3,300	2,472	4,502	2,872
Balaoan	2,955	1,037	4,704	2,603	7,659	3,640
Bangar	194	64	5,945	2,967	6,139	3,031
Luna	5,065	1,733	5,048	3,636	10,113	5,369
City of San Fernando	355	118	2,000	1,351	2,355	1,469
San Gabriel	2,415	826	2,400	1,524	4,815	2,350
San Juan	2,903	1,017	6,120	3,000	9,023	4,017
Santol	1,538	451	1,200	965	2,738	1,416
Sudipen	1,198	418	2,700	1,756	3,898	2,174
Sub-total	17,825	6,064	33,417	20,274	51,242	26,338
District II						
Agoo	3,556	1,231	4,500	2,330	8,056	3,561
Aringay	2,976	1,057	2,650	1,572	5,626	2,629
Bagulin	351	117	1,100	661	1,451	778
Bauang	5,072	1,745	3,098	2,059	8,170	3,804
Burgos	392	130	700	370	1,092	500
Caba	2,181	612	1,500	868	3,681	1,480
Naguilian	1,866	642	4,100	2,162	5,966	2,804
Pugo	727	242	1,520	777	2,247	1,019
Rosario	1,878	651	5,350	2,711	7,228	3,362
Sto. Tomas	1,768	595	2,100	1,268	3,868	1,863
Tubao	1,752	593	2,260	1,452	4,012	2,045
Sub-total	22,519	7,615	28,878	16,230	51,397	23,845
TOTAL	40,344	13,679	62,295	36,504	102,639	50,183

Source of Data: Office of the Provincial Agriculturist (OPAg)

In support of the Food Staple Sufficiency Program of La Union, the Province allocated a total of 9,701 packs of hybrid seeds and 525 bags of Certified Seeds to the identified farmers provincewide (see Table 2.5). This intervention aims to increase the utilization rate of hybrid and certified seeds in the province and improve the income and economic condition of the farmers by increasing their production yield per hectare.

Moreover, 105,000 bottles of foliar fertilizers were also provided to the farmers to promote the use of ameliorants for soil micro-nutrients deficiency and restore soil fertility and reduce use of synthetic fertilizer. Technical briefings were also conducted during the year in review.

Table 2.5. Distribution of Hybrid and Certified Seeds (PGLU-funded): 2021 (in Bags)

Municipality/ City	Allocation		
	Hybrid Seeds (packs)	Certified Seeds (bags)	Foliar Fertilizers (bottles)
District I			
Luna	481	33	6,080
Santol	276	19	4,400
Balaoan	497	34	6,440
Bangar	509	34	6,236
Bacnotan	500	34	6,440
San Gabriel	285	19	4,880
San Juan	507	34	5,000

Municipality/ City	Allocation		
	Hybrid Seeds (packs)	Certified Seeds (bags)	Foliar Fertilizers (bottles)
Sudipen	378	26	4,760
City of San Fernando	3,992	32	9,957
Sub-total	7,425	265	54,193
District II			
Rosario	344	36	5,810
Pugo	102	14	3,560
Sto. Tomas	166	19	4,090
Agoo	280	27	5,894
Naguilian	382	40	5,810
Bauang	343	31	5,570
Caba	156	20	4,850
Bagulin	98	13	2,920
Tubao	150	20	4,285
Aringay	150	26	4,858
Burgos	105	14	3,160
Sub-total	2,276	260	50,807
TOTAL	9,701	525	105,000

Source of Data: Office of the Provincial Agriculturist (OPAg)

In collaboration with DA-RFO 1 and Development Bank of the Philippines (DBP) through the Universal Storefront Services Corporation (USSC), the Province provided cash assistance to a total of 18,174 eligible rice farmers located in nine municipalities in La Union. Each beneficiary received P5,000.00, which totaled P90,870,000.00 under the Rice Competitiveness Enhancement Fund-Rice Farmers Financial Assistance (RCEF-RFFA) Program (see Table 2.6).

Meanwhile, the distribution of cash assistance to the remaining 25,718 eligible farmers of the 11 other city/municipalities is scheduled in 2022.

Table 2.6. Distribution of Cash Assistance to Farmers in La Union: 2021

Municipality/City	No. of Farmers	Amount	Date of Distribution
District I			
Bangar	1,694	8,470,000.00	November 22-24, 2021
San Juan	2,586	12,930,000.00	December 9-11, 2021
Santol	1,994	9,970,000.00	November 25-27, 2021
Sub-total	6,274	31,370,000.00	
District II			
Aringay	2,370	11,850,000.00	December 15-17, 2021
Bagulin	2,032	10,160,000.00	December 6-8, 2021
Bauang	2,272	11,360,000.00	December 15-17, 2021
Caba	1,442	7,210,000.00	December 13-14, 2021
Naguilian	2,989	14,945,000.00	Nov. 29 – Dec. 3, 2021
Pugo	795	3,795,000.00	December 4, 2021
Sub-total	11,900	59,500,000.00	
TOTAL	18,174	90,870,000.00	

Source of Data: Office of the Provincial Agriculturist (OPAg)

Likewise, PGLU purchased and distributed 500 bags of hybrid yellow corn (Bioseed Healer 102G at 9 kg per bag) to 18 component LGUs benefiting a total of 355 farmers (see Table 2.7). This program aims to increase the average productivity level of yellow corn from 5.7 MT/ha to 6.0 MT/ha.

Table 2.7. Distribution of Hybrid Yellow Corn Seeds by LGU: 2021 (in Bags and Number of Beneficiaries)

City/Municipality	Hybrid Yellow Corn Seeds (No. of bags)	No. of Beneficiaries
District I		
Bacnotan	5	5
Balaoan	57	30
Bangar	1	1
Luna	95	35
City of San Fernando	7	3
San Gabriel	23	23
San Juan	35	34
Santol	20	20
Sudipen	30	22
Sub-total	273	173
District II		
Agoo	42	26
Aringay	50	45
Bagulin	-	-
Bauang	45	29
Burgos	3	1
Caba	32	32
Naguilian	7	7
Pugo	-	-
Rosario	-	-
Sto. Tomas	2	1
Tubao	46	41
Sub-total	227	176
TOTAL	500	355

Source of Data: Office of the Provincial Agriculturist (OPAg)

In addition, PGLU distributed 265 bags of glutinous white corn seeds (at 18 kg/bag) to 311 corn farmers from the municipalities of Bacnotan, Bangar, City of San Fernando, San Juan, Sudipen, Agoo, Aringay, Bagulin, Bauang, Burgos, Caba, Naguilian, Rosario, Sto. Tomas & Tubao (see Table 2.8).

Table 2.8. Distribution of Glutinous Corn Seeds by LGU: 2021 (in Bags and Number of Beneficiaries)

City/Municipality	Glutinous White Corn (No. of bags)	No. of Beneficiaries
District I		
Bacnotan	12.5	10
Balaoan		
Bangar	8	11
Luna		
City of San Fernando	8	10
San Gabriel		
San Juan	2	2
Santol		
Sudipen	20	18
Sub-total	50.5	51
District II		
Agoo	20	33
Aringay	12	22
Bagulin	20	32
Bauang	102.5	113
Burgos	3	3
Caba	5	7
Naguilian	3	3
Pugo		
Rosario	5	5
Sto. Tomas	17	17
Tubao	27	25
Sub-total	214.5	260
TOTAL	265	311

Source of Data: Office of the Provincial Agriculturist (OPAg)

Since the corn production was affected by the Fall ArmyWorm (FAW) during the year in review, the Province provided insecticides as well as planting materials from DA-RFO1 to affected municipalities including Agoo, Aringay, Bacnotan, Bagulin, Balaoan, Bauang, Burgos, Caba, Naguilian, Pugo, Rosario, City of San Fernando, San Juan, Santol, Sto. Tomas, Sudipen and Tubao.

AGRICULTURE: Operation and Maintenance of Nurseries

In 2021, PGLU recorded a total of 247,244 fruit & forest/native forest tree seedlings, ornamentals and medicinal plants in the four Provincial nurseries located at Brgy. Damortis, Sto. Tomas, La Union, Brgy. Garcia, Tubao, La Union, Brgy. San Antonino, Balaoan, La Union and Honeybee Center Plant Nursery, Raois, Bacnotan, La Union. Out of the total, about 85,774 seedlings were given to 3,827 farmers for free (see Table 2.9).

Table 2.9. Seedlings Distribution by the Provincial Nurseries per Municipality: 2021

City/ Municipality	Forest Trees	No. of Beneficiaries	Fruit Trees	No. of Beneficiaries	Ornamental Plants	No. of Beneficiaries	Medicinal Plants	No. of Beneficiaries	Total No. of Seedlings Distributed	Total No. of Beneficiaries
District I										
Bacnotan	5,166	73	1,133	73	756	57	26	6	7,082	209
Balaoan	9,620	111	5,138	127	1,973	92	40	17	16,771	347
Bangar	200	28	501	31	250	25	25	15	976	99
Luna	1,459	40	470	33	78	31			2,087	122
City of San Fernando	3,471	64	5,652	139	1,333	74	80	18	10,466	282
San Gabriel	1,600	53	520	40					2,120	93
San Juan	500	43	166	16	1,132	53	384	18	2,232	133
Santol	1,430	43	3,597	53	10	50	4	4	5,081	110
Sudipen	1,340	78	820	58	157	32	10	3	2,329	151
Sub-total	24,836	533	17,997	550	5,731	377	580	86	49,144	1,546
District II										
Agoo	3,697	68	1,691	94	436	87	9	5	5,833	254
Aringay	3,004	66	420	84	874	92	20	9	4,318	251
Bagulin	1,450	33	450	41	845	42	40	10	2,785	126
Bauang	1,079	40	1,791	61	892	59			3,752	160
Burgos	150	15	100	10	10	5			260	30
Caba	411	58	685	139	430	178	20	7	1,546	382
Naguilian										
Pugo										
Rosario	835	40	884	49	455	48	55	15	2,229	152
Sto. Tomas	5,521	140	1,182	164	635	183	48	17	7,386	504
Tubao	4,961	104	1,490	98	1,890	209	180	11	8,521	422
Sub-total	21,108	564	8,683	740	6,467	903	372	74	36,630	2,281
TOTAL	45,944	1,097	26,680	1,290	12,198	1,280	952	160	85,774	3,827

Source of Data: Office of the Provincial Agriculturist (OPAg)

AGRICULTURE: Construction of Farm-to-Market-Roads (FMRs) and Farmer's Multi-Purpose Centers (FMPCs) to Boost Agricultural Production

In 2021, PGLU continued to provide support in boosting agricultural production through the completion, construction, maintenance, rehabilitation/repair and improvement of 36 Farm-to-Market Roads (FMRs) and 19 Farmer's Multi-Purpose Centers (FMPCs) in various parts of the province (see Tables 5.4 & 5.6 of Infrastructure Report).

AGRICULTURE: Establishment of Community Garden Program cum Organic Gulayan sa Barangay for Healthy Living Project

In accordance with Provincial Ordinance No. 197 - 2019, Institutionalizing the "Organic Gulayan sa Barangay for Healthy Living Project" of the Province of La Union and establishing Provincial Run-Organic Garden and the Provincial Ordinance No. 104 – 2016, the Organic Gulayan sa Barangay was launched on August 9-26, 2021 to establish community gardens that enables every household in the province to maintain year-round backyard garden of herbs, vegetables, and ornamental plants.

A total of 95 barangays from the 19 component City/Municipalities benefited in the Technical Briefing and distribution of agricultural inputs such as vegetable seeds, seedling trays, and IEC materials under the Organic Gulayan sa Barangay Project (see Table 2.10). There were a total of 6,510 kgs of vegetables produced by the end of the year.

Table 2.10. Number of Barangays benefited with the Organic Gulayan sa Barangay in La Union: 2021

City/Municipality	No. of Barangays	Total Production (kg)
District I		
Bacnotan	3	180
Balaoan	5	385
Bangar	9	250
Luna	3	150
City of San Fernando	9	560
San Gabriel	5	225
San Juan	3	160
Santol	2	135
Sudipen	9	170
Sub-total	48	2,215
District II		
Ago	2	350
Aringay	15	785
Bagulin	-	-
Bauang	7	240
Burgos	1	200
Caba	1	100
Naguilian	2	850
Pugo	2	285
Rosario	7	250
Sto. Tomas	6	735
Tubao	4	500
Sub-total	47	4,295
TOTAL	95	6,510

Source of Data: Office of the Provincial Agriculturist (OPAg)

PGLU, in partnership with DA-RFO1, also spearheaded the Establishment of Community Garden Program wherein four identified farmers' groups from the municipalities of San Juan, Bacnotan, San Gabriel, and Aringay received P500,000.00 worth of tools and equipment which include roll plastic mulch, woven net, seedling trays, organic and inorganic fertilizer, and set of garden tools, wheelbarrow, plastic drum, plastic crates, knapsack sprayer, pole digger, grass cutter, and multi-purpose cultivator.

The produce of the established community garden is also consumed for community feeding programs benefitting a total of 5,722 under-nourished children and served as income generating project.



Likewise, PGLU, in partnership with the SP-Liga ng mga Barangay (LMB), conducted the Search for Best Community Garden which encouraged people within the communities to participate in establishing and sustaining their community garden. The winners received cash prizes during the LMB Meeting on December 15, 2021 at La Finns Scholastica College, Biday, City of San Fernando, La Union (see Table 2.11).

Table 2.11. Best Implementer of the Organic Gulayan sa Barangay Project: 2021

Award	Barangay	Prize
1st Place	Magunggunay, Naguilian	100,000.00
2nd Place	Calliat, Balaoan	75,000.00
3rd Place	Sapilang, Rosario	50,000.00
Total		P 225,000.00

Source of Data: Office of the Provincial Agriculturist (OPAg)

AGRICULTURE: Assistance to Improve Mango Industry

PGLU continued to promote the empowerment and strengthening of the Rural-Based Farmers Associations as one of the pillars for rural development. The Province through the OPAG reorganized the Province of La Union Mango Industry Association (PLUMIA), the mango association in the province, into “AMILU” (Association of Mango Industry in La Union Inc.) wherein new set of officers for CY 2021 were elected during their meeting on March 15, 2021. Policies and by-laws, and proposed plans of the association were also discussed during the said meeting.

Under the Mango Industry Productivity Enhancement Project, the Province granted the Pal-lim Multi-Purpose Cooperative of LGU-Bauang with farm inputs, machineries, and equipment such as drone sprayer, power sprayer, pole pruner, ladder, two units of tricab and 1,691,420 pieces mango bagging materials worth P4,830,000.00 funded under the Philippine Rural Development Project (PRDP) during the technical briefing and turn-over ceremony of interventions on May 26, 2021. The use of bagging materials in mango was found to be effective in controlling pest infestation such as fruit fly and incidence of stem end rot. The project aimed to increase the commodity’s volume of production and improve its productivity.

Under the High Value Crops Development Program, PGLU distributed a total of 4,000 unproductive mango trees to the eight Mango Farmers Associations from the municipalities of Balaoan, City of San Fernando, Bacnotan, Bauang, Rosario, Sto. Tomas, and Aringay on September 22, 2021. PGLU also distributed various fertilizers including 300 bags of Muriate of Potash (MOP) at 50 kilogram per bag, 300 bottles of Wokozim Foliar Bio-Fertilizer at one liter per bottle and 900 packs of Nutrivant Foliar Fertilizer at one kilogram per pack per site.

AGRICULTURE: Support to Post-harvest Facilities and Irrigation Systems

In support to the vision of the Province to become “The Heart of Agri-tourism in Northern Luzon in 2025”, PGLU completed four post-harvest facilities and three irrigation projects in 2021 (see Tables 5.8 - 5.9 of Infrastructure Report).

AGRICULTURE: Distribution of Farm Equipment

The PGLU through OPAG distributed 32 units of rice/corn reaper to 32 qualified associations/cooperatives during the turn-over ceremony on February 26, 2021. Funded under RA 7171, this project amounting to P9,000,000.00 helped boost the rice and corn production in support to the agri-tourism program of the Province. With these provisions, 2,493 farmers will increase their income and will have ease in farm operation (see Table 2.12).

Table 2.12. Distribution of Rice Reaper: 2021

District/ Municipality	Barangay/Associations	No. of Units	No. of Farmers
District I			
Bacnotan	Carcarmay Farmers Association	1	47
	Nagatiran Farmers Association	1	64
Luna	Pitpitac Farmers & Fisherfolks Association Inc.	1	85
City of San Fernando	Sagayad Farmers Association	1	47
	San Vicente Farmers Association	1	27
	Apaleng Upland FA Inc.	1	25
San Juan	Legleg Farmers Association	1	48
	Organic Producers of San Juan	1	74
	NABACIA IA	1	143
Santol	Manga-Agrarian Reform Cooperative	1	29
Sudipen	Bigbiga Communal Irrigators Association	1	83
	San Francisco Sur Farmers Association	1	75
	Asosasyon Dagiti Mannalon ti Up Uplas	1	65
Balaoan	Association of Tobacco Farmer of Sinapangan Norte	1	20
Bangar	San Blas Farmers Association	1	47
Sub-total		15	879
District II			
Agoo	Macalva Norte Farmers Association	1	130
	Sta. Ana Farmers Association	1	48
Aringay	Camusing Manga Farmers Association	1	59
	Baro A Namnama MPC	1	55

District/ Municipality	Barangay/Associations	No. of Units	No. of Farmers
	San Francisco Sur Farmers Association	1	85
	San Simon Mannalon Association	1	81
Bauang	CATADUPAC Irrigators Association	1	46
	Cabalayangan Overseas Workers Assciation	1	40
Caba	Liquicia-San Jose Farmers Association	1	50
	San Cornelio Caba La Union Farmers Association Inc.	1	55
Naguilian	CNS Naguilian Irrigators Farmers Association Inc.	1	86
	Farmers & Fisherfolks of Ambaracao Sur	1	60
Rosario	FAITH for Rosario	1	532
	Amlang Farmers Association	1	47
	SWISA Vila Farmers Association	1	86
Sto. Tomas	Patac Farmers Association	1	98
Tubao	Anduyan Multi-Purpose Cooperative	1	56
Sub-total		17	1,614
GRAND TOTAL		32	2,493

Source of Data: Office of the Provincial Agriculturist (OPAg)

The Provincial Government also distributed on-farm machineries and postharvest facilities worth P7,701,903.00 funded by DA-RFO1 to 44 qualified associations/cooperatives in the province on September 30, 2021 in the Department of Agriculture - Ilocos Integrated Agricultural Research Center (DA-IIARC), Sapilang, Bacnotan, La Union (see Table 2.13).

Table 2.13. Distribution of On-Farm and Postharvest Machineries in La Union: 2021

Machinery/Equipment	No. of Units		Total
	District I	District II	
Four-wheel drive tractor	1		1
Corn Sheller	1		1
Hammer Mill	1		1
Pump and Engine Set	8	13	21
Multi-cultivator	1	7	8
HDPE Pipe	4		4
Grass/Brush Cutter	6	29	35
Knapsack Sprayer	20	120	140
Plastic Crates	160	840	1,000
Plastic Drum		120	120
Power Sprayer	1	18	19
Rice Mill		1	1
TOTAL	17	1,614	1,631
AMOUNT (PhP)	3,254,097.00	4,447,806.00	7,701,903.00

Source of Data: Office of the Provincial Agriculturist (OPAg)

Likewise, PGLU distributed 30 units of corn planters to the 28 members of the La Union Corn Growers and Farmers Association, Inc. (LUCGAFAI) on October 21, 2021 at Nagsaraboan Barangay Hall in Bacnotan, La Union. This intervention will help farmers in their production and income generation.

In close coordination with the DA RFO-1, the Province also distributed 10 units of Composting Facility for Biodegradable Waste (CFBW) to the municipalities of Bauang, Sto. Tomas, Pugo, Santol, Tubao, Bagulin, San Juan, and Bacnotan, and the City of San Fernando under the National Organic Agriculture Program implemented by the Bureau of Soils and Water Management (BSWM). In addition, PGLU awarded four units of Solar Powered Fertigation to San Simon Farmers Association in Aringay; Talogtog Farmers Association – San Juan; Sta Rita Farmers Association - Agoo, La Union; and Namboongan Farmers Association at Bail, Sto. Tomas, La Union.

Under the Rice Competitiveness Enhancement Fund (RCEF) Mechanization Program, PGLU distributed agricultural machineries and equipment worth P58.6 million to 32 recipients from the Farmers' Cooperatives and Associations (FCA) on December 1, 2021 at the Don Mariano Marcos Memorial State University - South La Union Campus, Agoo, La Union.

AGRICULTURE: Empowering Farmers and Fisherfolks through Knowledge Sharing

The Province conducted various training and technology demonstrations in the various municipalities of La Union (see Table 2.14). These activities aim to capacitate and empower farmers and fisherfolks, and help them increase their income and improve their livelihood.

Table 2.14. Trainings and Technology Demonstrations for Farmers and Fisherfolks in La Union: 2021

No.	Activity	Date Conducted	LGUs Benefited	No. of Farmers/ Fisherfolks Trained			Source of Fund
1	Cassava Production and Value Adding with input assistance Training	May 25-27, 2021	Bacnotan	7	13	20	ATI-RTC1
2	Cacao Processing (Cacao Fermentation and Tablea Making)	May 25, 2021	Agoo, Bacnotan & Sudipen	8	7	15	PGLU
3	Capacity Enhancement for Cacao and Tigergras	May 25, 2021	Agoo, Bacnotan & Sudipen	10	5	15	PGLU
4	Training on Cassava Processing and Utilization	September 8-10, 2021	Naguilian & Bagulin	1	23	24	ATI-RTC1
		September 15-17, 2021	Santol	2	8	10	ATI-RTC1
5	Training on Simple Bookkeeping & Organizational Management	November 17, 2021	Bagulin	12	8	20	PGLU
6	Training on Onion Production	November 11, 2021	Bangar	16	0	16	East West Seed Company
7	Corn Production Training Cum Good Agricultural Practices	December 1-3, 2021	Bauang	18	18	36	ATI-RTC1
8	Post-Harvest Training/ Value Adding (Bangus Deboning & Fish Smoking)	April 29-30, 2021	Bacnotan	2	13	15	BFAR/LGU
		May 19, 2021	Bacnotan	3	22	25	BFAR/LGU
		May 20-21, 2021	San Juan	3	12	15	BFAR/LGU
		December 7, 2021	Naguilian	2	9	11	BFAR/LGU
TOTAL				84	138	222	

Source of Data: Office of the Provincial Agriculturist (OPAg)

Moreover, the Province conducted different Virtual Trainings and other Capability Building and Livelihood Trainings for Cooperative Officers during the Cooperative Month Celebration on October 1-27, 2021. A total of 1,218 individuals including Municipal Cooperative Officers, composed of 383 males and 835 females, were capacitated during the said activities.

In collaboration with the Department of Agriculture, PGLU also conducted the Training on Pest Control and Disease Management and Good Agricultural Practices for Vegetables for the detainees and PDLs of the La Union Provincial Jail facility on November 18, 2021. The learning activity was participated in by 30 detainees and PDLs of the facility, composed of 26 males and 4 females.

AGRICULTURE: Assistance to Improve Fishery Production

The Provincial Fish Farm (Fishlayan sa La Union) located at Sta. Rita, Agoo, La Union had produced 366,660 pieces of tilapia fingerlings in CY 2021. A total of 280,460 pieces of tilapia fingerlings were dispersed and distributed to the different fishpond and fish cage operators benefiting a total of 552 fisherfolks in La Union, composed of 477 males and 75 females (see Table 2.15).

Table 2.15. Distribution of Fingerlings in La Union: 2021

City/ Municipality	No. of Fingerlings Dispersed/ Distributed	No. of Beneficiaries		
		Male	Female	Total
District I				
Bacnotan	39,000	61	4	65
Balaoan	7,000	13	-	13
Bangar	-	-	-	-
Luna	-	-	-	-
City of San Fernando	13,750	26	2	28
San Gabriel	33,000	51	15	66
San Juan	25,100	34	5	39
Santol	10,000	16	10	26
Sudipen	14,100	27	-	27
Sub-total	141,950	228	36	264
District II				
Agoo	34,300	57	13	70
Aringay	400	1	-	1
Bagulin	31,900	99	5	104
Bauang	2,350	3	1	4
Burgos	-	-	-	-
Caba	1,250	2	-	2
Naguilian	28,500	14	12	26
Pugo	20,560	40	2	42
Rosario	5,550	9	3	12
Sto. Tomas	9,700	-	1	19
Tubao	4,000	18	2	8
Sub-total	138,510	249	39	288
TOTAL	280,460	477	75	552

Source of Data: Office of the Provincial Agriculturist (OPAg)

The Province awarded different fishing gear paraphernalia and aquaculture units to identified registered fisherfolks in the province. PGLU also distributed four units of Seaweed Farm Implements and one unit of Municipal Seaweed Nursery in Balaoan,

La Union (ropes, floaters and 1,000 kgs of Kappaphycus propagules). Meanwhile, the Provincial Government awarded 10 units of tuna handline, two units of fry collectors, and also three units of fry collectors to Mindoro Daya Fisherfolk Association, Fisherfolk Association of Bacnotan and Fisherfolk Association of Aringay, respectively.

Likewise, in order to improve quality and value adding of fishery products, PGLU awarded two units of smokehouse and five units of cooler boxes to Rabon Seaside Gracilaria Seaweeds Association, Rosario La Union. These will be utilized in selling fish and other aquatic products, which are intended to preserve the freshness of their products.

AGRICULTURE: Assistance to Improve Livestock Production

The Animal Production Program primarily aims to enhance the genetic potential of existing livestock at the Provincial Animal Breeding Stations located at Nazareno, Agoo and Almeida, Balaoan. To date, both have 14 heads of goats, one head of native pig and one head of cattle for production. The Province collected P87,769.50 from animal sales.

In addition, PGLU distributed 92 heads of upgraded breeder does and bucks under the Livelihood Assistance Program of the Department of Agriculture on November 2, 2021. The municipalities of Rosario, San Fernando City, Bauang, and Balaoan received 22 does and 1 buck each. Meanwhile, the Province distributed 45 heads of goats (35 does and 10 bucks) donated by Sen. Imee R. Marcos to the victims of Typhoon Maring in Bangar, Luna, and Sudipen on December 22, 2021.



For the Cattle/Carabao Genetic Upgrading Program, 30 female cattles were artificially inseminated serving 27 farmers with a total collection of P7,600.00 as veterinary technical services fee.

In order to cope up with economic losses and gain income, the Province distributed a cash assistance amounting to P13,698,000.00 to 2,122 ASF-affected hog raisers after the culling of 13,698 heads of swine (see Table 2.16).

Table 2.16. Distribution of ASF Cash Assistance in La Union: 2021

Municipality	No. of Barangays Affected	No. of Raisers Affected	No. of Culled Swine	Amount Paid
Agoo	4	17	89	89,000.00
Sudipen	8	404	3,278	3,278,000.00
Pugo	3	33	307	307,000.00
Aringay	4	96	726	726,000.00
Bauang	10	117	539	539,000.00
Balaoan	24	299	1,566	1,566,000.00
Naguilian	9	106	593	593,000.00
Burgos	2	21	77	77,000.00
Luna	21	551	3,027	3,027,000.00
Bangar	21	328	2,396	2,396,000.00
Bacnotan	4	61	442	442,000.00
Santol	5	89	658	658,000.00
TOTAL	115	2,122	13,698	P13,698,000.00

Source of Data: Office of the Provincial Veterinarian (OPVe)

Meanwhile, to decrease bacterial load and reduce the risk of residuals of ASF virus in affected areas and further prevent the spread of infection, PGLU conducted cleaning and disinfection to 14 ASF-affected LGUs from May 17 to July 31, 2021 after depopulation.

The Province also implemented a capacity building and awareness campaign entitled Bantay ASF sa Barangay which capacitated a total of 60 private and government veterinarians, livestock coordinators, and meat inspectors on the detection of infection, recovery and repopulation for the betterment of the hog industry in the province (see Table 2.17).

Table 2.17. Bantay ASF sa Barangay: 2021

Activity	Date Conducted	LGUs Benefitted	No. of Participants		
			Male	Female	Total
Course on Biosecurity and Surveillance for Luzon Cluster A	March 9, 2021	Agoo, Bacnotan, Bauang, Luna, Naguilian, Rosario, San Fernando City, Sto. Tomas and Tubao	9	4	13
Seminar on Blood Sample Collection for Barangay and Veterinary Biosecurity Officers	May 6 and 7, 2021	Agoo, Aringay, Bacnotan, Bagulin, Balaoan, Bangar, Bauang, Burgos, Caba, Luna, Pugo, Rosario, San Fernando City, San	25	8	33

Activity	Date Conducted	LGUs Benefitted	No. of Participants		
			Male	Female	Total
		Gabriel, San Juan, Santol, Sto. Tomas, Sudipen and Tubao			
Seminar on Quantum Geographic Information System (QGIS)	May 25, 2021	Bacnotan, Bagulin, Balaoan, Bangar, Bauang, Burgos, Luna, Naguilian, Rosario, San Gabriel, Santol, San Fernando City, San Gabriel, Sto. Tomas, and Sudipen	8	6	14
Total			42	18	60

Source of Data: Office of the Provincial Veterinarian (OPVet)

AGRICULTURE: Animal Disease Prevention

PGLU implemented its 1-7-10 protocol to further improve livestock and poultry production in the province and to ensure the implementation of the nationwide zoning plan developed by the Department of Agriculture to control and contain the spread of African Swine Fever during the year in review. Other related activities of the Province include beefing up quarantine procedures, monitoring of movements, inspection, blood collection and education campaign.

Likewise, through the provision of Extension Support Services, a total of 3,797 heads were dewormed against fasciolosis using Albendazole in the 149 barangays covered by the program serving 1,455 livestock raisers (see Table 2.18).

Table 2.18. Fasciolosis Control Program: 2021

City/ Municipality	No. of Animals Dewormed	No. of Livestock Raisers Served	No. of Barangays Covered
District I			
Bacnotan	990	504	18
Balaoan	253	97	12
Bangar	16	6	6
Luna	88	10	4
City of San Fernando	1157	439	44
San Gabriel	6	6	5
San Juan	27	3	2
Santol	125	41	7
Sudipen	4	1	4
Sub-total	2,666	1,107	102
District II			
Agoo	-	-	-
Aringay	-	-	-
Bagulin	769	-	10
Bauang	121	45	15

City/ Municipality	No. of Animals Dewormed	No. of Livestock Raisers Served	No. of Barangays Covered
Burgos	7	1	2
Caba	132	44	7
Naguilian	0	-	-
Pugo	40	9	6
Rosario	16	1	1
Sto. Tomas	36	5	5
Tubao	10	2	1
Sub-total	1,131	348	47
TOTAL	3,797	1,455	149

Source of Data: Office of the Provincial Veterinarian (OPVet)

Aside from guaranteeing a productive livestock and poultry sector, PGLU also committed to safeguard La Union against infected animals and spread of diseases. In fact, 8,249,595 heads of live animals, 9,230,410 pieces of eggs and 7,475,402.03 kgs of fresh/frozen meat that were shipped-in and shipped-out in the Province were extensively inspected in the quarantine checkpoints. Through the conduct of these regulatory activities, a total of P8.75 million worth of Animal Quarantine Regulatory Fees were collected and remitted to the Provincial Treasurer's Office. However, the collection in 2021 was lower compared to the P9.96 million remittances in 2020. The decline could be attributed to the reduced number of swine shipment entering and going-out of the province because of the quarantine restrictions and health protocols regarding African Swine Fever and CoViD-19.

Overall, amidst the pandemic and the occurrence of African Swine Fever, the agricultural production in the province is more than sufficient to meet the needs of its local population. This positive performance of the agriculture sector is a good indication that the Province of La Union is on the right track in promoting modernized agricultural development to realize its vision to become the Heart of Agri-Tourism in Northern Luzon by 2025.

COMPETITIVE AND SUSTAINABLE TOURISM SITES

TOURISM: Planning and Assessment for Tourism Development

In CY 2021, all 20 component LGUs were provided with technical assistance on the Updating of Tourism Development Plans aligned to the vision and mission of the province. Likewise, the Province organized a total of 18 Barangay Tourism Councils from six component LGUs with existing major tourist attractions in support to the province's tourism industry (see Table 2.19). The establishment of these Councils serves as support mechanism to the tourism initiatives of the respective City/Municipality and ensures that there is a direct jurisdiction on the tourism attraction situated in their area.

Table 2.19. Organization of Barangay Tourism Councils: 2021

Municipality	Barangay Tourism Council	Tourist Attraction
Luna	Alcala	Baluarte Watchtower and Pebble Beach
	Barrientos	
	Cabalitocan	
	Darigayos	
	Magallanes	
	Nalvo Norte	
	Nalvo Sur	
	Salcedo	
	Sto. Domingo Sur	
	Victoria	
Bagulin	Cambaly	Kudal Park
	Tagudtud	
Agoo	Sta. Rita Central	Agoo Eco-Fun World
	Sta. Rita West	
	Sta. Rita Sur	
San Fernando City	Canaoay	Resorts and beaches
Bauang	Urayong	Grape Farms
Santol	Lettac Sur	Balay Anito Falls

Source of Data: La Union Provincial Tourism Office (LUPTO)

The Province also revisited its CY 2021 programmed activities and projects and realigned them to address the immediate need of the tourism industry in order to survive and recover from the negative effects of the COVID-19 pandemic.

TOURISM: Tourism Innovations to Boost Competitiveness

On August 20, 2021, the Green Tourism Enterprises Program which aims to recognize the continuous efforts of tourism establishments in the Province was launched through the LOVE La Union official Facebook page. The program aims to enforce establishments to comply with the Minimum Health Standards set forth by the national and local government units, and its instrumentalities in order to gradually regain trust and confidence among tourists. As a result, 19 out of 21 applicants were found to be eligible for the said program.

The Bougainvillea Seal of Compliance which puts primacy to health and safety, environment, and innovation as fundamental practices in tourism. This initiative will help regain and sustain the trust and travel confidence among tourists to visit La Union as a safe and environment-friendly destination amidst the current global crisis. The Bougainvillea, being the provincial flower, represents an amalgamation of environment, tourism, and identity. Below are the establishments that were awarded with the Bougainvillea Seal of Compliance:





In collaboration with the Department of Tourism – Regional Office I (DOT-ROI), the Find the One Bike Tourism Circuit and the La Union Nature Trail Tourism Circuits was also launched in 2021 to introduce new tourism products and encourage domestic tourism traffic in the region.

During the Levelling-off and Rapid Assessment Orientation on August 2021, 33 potential tourism sites located in 14 municipalities were identified for the Bike and Nature Tourism Circuits (see Table 2.20).

Table 2.20. Potential Sites for the Bike and Nature Tourism Circuits in La Union: 2021

LGU	Site
District I	
Sudipen	Top Allan
Bangar	Pideng Norte Bike Trail
Santol	Sitio of Pines
	Simminublan Falls
Bacnotan	Guinabang Bike Trail
	Honey Bike Trail
	Bacsil Viewdeck
	Botanical Garden
	Masicong-Sibu Trail
	Botanical Garden Revalidation
San Gabriel	Dupagan Falls
	Amontoc Viewdeck
	San Gabriel Nature Ride
District II	
Naguilian	Naguilian Watershed
Bagulin	Kedlap Burial Cave

LGU	Site
	Kudal Park
Tubao	Ambitin Bike Trail
Bagulin	Libtong Lake
	Bolikewkew Rice Terraces
	Bolikewkew Falls
Rosario	Camp Kwarog
	Cadumanian View Point
Agoo	Camp Wagi
	Agoo Eco-Fun World with Mangrove Area
	Little Baguio Bike Trail
	Macalva-Tapao Trail
Santo Tomas	Raois Mangrove Plantation
Aringay	Sallapac Centennial Tunnel
	Arosip Eco-Trail
	Fire Trail
	Sallapac Bike Trail
Bauang	Bakawan Eco-Tourism Park
	Mount Kabugbugan

Source of Data: La Union Provincial Tourism Office (LUPTO)

The Province conducted a workshop on Tourism Product and Development for Component LGUs on August 26-27, 2021. This was followed by a validation activity within the identified sites on October 26-29, 2021 and November 3-6, 2021 to finalize and package the circuits. To ensure a holistic approach in the conduct of the validation, the Validation Team were composed of representatives from the DOT-ROI, La Union Provincial Tourism Office (LUPTO), Office of the District Representatives, DENR Region 1, Bike Association and Local Tour Operators.



TOURISM: Tourist Arrivals

The tourism sector gained a significant increase of 226.31 percent in its tourist arrivals 2021 at 103,751 tourist arrivals (overnight visitors) compared to only 31,795 visitors in 2020.

The surge in tourism demand was driven by the increased traveler confidence amid the rapid progress on vaccinations and the easing of entry restrictions for the resumption of tourism activities in the province. As the Surfing Capital of the North, San Juan recorded the highest tourist arrivals in 2021 at 31,316 (see Table 2.21). Meanwhile, as the commercial and business center in the province, the City of San Fernando followed with 25,340 tourist arrivals. Next was Bauang with 16,789 tourist arrivals in 2021.

Table 2.21. Tourist Arrivals in La Union per Municipality: 2021 versus 2020

City/Municipality	2020	2021
District I		
Bacnotan	0	4,347
Balaoan	258	3,388
Bangar	0	4,237
Luna	551	240
City of San Fernando	9,443	25,340
San Gabriel	N/A	N/A
San Juan	2,453	31,316
Santol	-	-
Sudipen	0	991
Sub-total	12,705	69,859
District II		
Agoo	15,541	6,135
Aringay	423	3,881
Bagulin	N/A	N/A
Bauang	1,161	16,789
Burgos	0	0
Caba	276	3,947
Naguilian	0	0
Pugo	0	0
Rosario	1,582	2,227
Sto. Tomas	107	348
Tubao	0	565
Sub-total	19,090	33,892
TOTAL	31,795	103,751

Source of Data: La Union Provincial Tourism Office (LUPTO)

*Note: Some municipalities have zero tourist arrivals/accommodations due to the closure of most tourism establishments in their area caused by the pandemic. Despite frequent reminders/notices, some LGUs fail to submit their tourism reports for consolidation. Bagulin and San Gabriel have no accommodations and tourism establishments,

TOURISM: COVID-19 Tourism Initiatives

Tourism Survey and Research

To assess the current situation of tourism stakeholders and workers, and the travel demand from potential tourists outside the travel corridor, a tourism reopening impact survey and research was conducted in February 2021.

The survey was instrumental in the proposal to expand the travel corridor to Luzon residents allowing more economic movement and initiated the development of Online Visitor Registration System (OVRs) guidelines and policy formulation for a safe and responsible tourism reopening.

A total of 111 respondents from different tourism and tourism-related enterprises within the province answered the online survey: 46.00 percent from the Accommodation Establishments, 26.00 percent from Food Establishments, 21.00 percent from Tour Guides, and seven percent from Travel and Tour Agencies.

The results of the survey showed that 98.00 percent of the tourism establishments in the province are willing to reopen to Luzon residents with specific guidelines and protocols in place. Stakeholders are also willing to re-employ 78.00 percent (1,125) of the affected tourism workers. With this positive response, a projected income increases of up to P720 million is expected from the expansion of the travel corridor, which is 41.00 percent lower from the 2019 (pre-pandemic) tourism receipt of P1.14 billion. The survey also showed that 92.00 percent of the respondents recommended the expansion of the travel corridor.



Tourism Policy Formulation and OVRs Guidelines

In order to safely and responsibly reopen tourism in La Union to Luzon residents, tourism protocols were set in place to regulate the responsible operation of tourism establishments, and impose additional entry requirements for tourists to ensure safe entrance to the province. Relative thereto, Executive Order (EO) Nos. 4, 5, and 6, Series of 2021 were enacted, and encompasses the guidelines for all tourism stakeholders, resident and non-resident tourists, and local government units, including the procedural guideline for the Tara Na! VISITA Online Registration System.



Tourist Assistance Desks

As the tourism industry reopened its doors, the Province set-up five Tourist One Stop Shops (TOSS) in the various borders of the province. This was initiated to kick-start economic recovery while ensuring the health and welfare of all tourists and locals. The TOSS Assistants assisted 20,643 tourists and travelers in CY 2021.



Ridge and Reef

Ridge and Reef Travel Corridor Plan is a strategy that was implemented to revitalize the tourism industry by promoting safe travel interconnectivity among the travel corridor of Region 1 Provinces (Ilocos Norte, Ilocos Sur, Pangasinan, and La Union) and Baguio City,

With this undertaking, Executive Order No. 4, Series of 2021 was issued on March 24, 2021 providing for the Tourism Re-Opening for the Province of La Union. The EO also mandated the establishment of a Tourist Once Stop Shop (TOSS) in the borders and the Tara Na! Visita System (Visitor Information and Tourism Assistance) providing for the systematic and procedural requirements that non-resident tourists must comply with.



Through the Ridge and Reef Travel Corridor, the Province admitted 103,751 tourists in La Union in 2021 with an estimated tourism receipt of P217,789,741.66 (see Table 2.22). This figure was 226.31 percent higher compared to its level in the preceding year with 31,795 tourist arrival and tourism receipts of P54,115,725.90.

The average length of stay also increased to 1.48 days in 2021 from 1.2 days in 2020 (see Table 2.23). In terms of room occupancy rate, an increase of 11.48 percent was recorded from 12.02 percent in 2020 to 13.40 percent in 2021.

Table 2.22. Tourist Arrivals and Estimated Tourism Receipts: 2021

Year	Tourist Arrivals	Estimated Tourism Receipt
2020	31,795	P54,115,725.90
2021	103,751	P217,789,741.66
Percentage Increase/ Decrease	226.31%	302.45%

Source of Data: La Union Provincial Tourism

Table 2.23. Average Length of Stay and Room Occupancy Rate: 2021

Year	Average Length of Stay	Room Occupancy Rate
2020	1.2	12.02%
2021	1.48	13.40%
Percentage Increase/Decrease	23.33%	11.48%

TOURISM: Equipping Tourism Stakeholders

The Province, through the LUPTO, launched an online learning series that capacitates Tourism Stakeholders with skills that could be useful in the tourism industry. In 2021, LUPTO conducted six webinar Series with a total of 443 participants.

TOURISM: Enhanced Branding and Marketing

Digital Travel and Tourism Fair

Despite the mobility restrictions, La Union was able to promote various destinations and tourism products through Tourism and Travel Fairs. The Love La Union Digital Travel and Tourism Expo (LLUDTE) featuring various tourism establishments and offered limited

discounts and promos for tourists was launched in April 2021. This activity created a platform for tourism stakeholders to market and promote their products, services and sites amidst the pandemic. Powered by Expo PH, the said event was participated in by 21 exhibitors coming from accommodation establishments, travel agencies, food establishments and LGUs.

PGLU also made partnership with the Provincial Government of Ilocos Norte and staged the I'm IN LUv Tourism and Trade Fair in San Nicolas, Ilocos Norte and in San Juan, La Union.



Marketing and Promotional Materials


In 2021, La Union released a total of eight major tourism promotional videos to include the collaborative video promotions with the PGLU.

These AVPs were released in the Love La Union Facebook page and were aired during the IM IN LUv Travel and Trade Fair.



Tourism Events and Activities

As La Union slowly eases its tourism restrictions, the Province staged the IBTURismo - a campaign for a sustainable and responsible tourism composing of various events such as the Surfing Competition, Beach Clean Up and Trade Fair and Food Crawl during the year in review. PGLU also staged the Saluad La Union para ti Serbisio, Agriturismo, Lako ken Oportunidad or SALU_SALO as an Online Promotions and Engagement activity to promote various MSMEs and Farm Tourism in all the five Agri-Tourism Circuits of the province.



Tour Your Own Province Campaign

Following the protocols on Minimum Health Standards that limited movements and mass gathering, the Tour Your Own Province Project was recalibrated into a Staycation Program. This campaign aims to encourage residents to patronize local tourism-related enterprises to help cope with the economic effects of the pandemic.

The province launched the La Union Staycation Bingo to promote local Tourism-related establishments in the province. Winners received staycation packages for them to enjoy the great adventure La Union has to offer.

This project not only promoted hotels, restaurants, and tourist destinations in the province as well as environmental awareness, but also helped develop new skills in crafts among the participants. With a total of 1,545 registrants, 19 of them met the requirements and qualified for the cash back incentive.



CONDUCTIVE INVESTMENT CLIMATE FOR INDUSTRYGROWTH AND SUSTAINABLE LIVELIHOOD AND EMPLOYMENT OPPORTUNITIES

TRADE, INDUSTRY AND EMPLOYMENT: Sustaining and Improving Business Competitiveness

In 2021, a total of 81 provinces qualified for the provincial ranking under the Cities and Municipalities Competitiveness Index (CMCI). From rank 13 in 2020, the Province of La Union advanced to the National Top 10 of the most competitive provinces in 2021 based on the four pillars of good governance in terms of economic dynamism, infrastructure, resiliency, government efficiency. Out of the 81 provinces, La Union ranked 8th, five ranks higher when compared to the preceding year. Moreover, La Union ranked No. 1 in Region 1. Provincial rankings are based on population and income weighted average of the overall scores of cities and municipalities under a province.

All the component LGUs of the province were covered and assessed under the CMCI. LGU-Pugo bagged the Top 7 Over-all Economic Competitiveness, Top 2 in the Resiliency Pillar, Top 7 in Economic Dynamism, and Top 17 in Government Efficiency Pillar; LGU-Agoon ranked 14 in Overall Competitiveness while gaining the Top 8 in Resiliency Pillar and Top 12 in Government Efficiency; LGU-Santo Tomas was Top 2 in the Resiliency Pillar; LGU-Burgos captured the Top 9 in Resiliency Pillar; LGU-Bacnotan got the Top 19 Resiliency Pillar; LGU-Bauang was Top 19 in the Government Efficiency Pillar; LGU-Rosario placed 11 in the Resiliency Pillar; LGU-San Juan was Top 12 most improved LGU; and the City Government of San Fernando was Top 9 in Resiliency and Top 14 in Government Efficiency Pillars.

The Cities and Municipalities Competitiveness Index is an annual ranking of Philippine cities and municipalities developed by the National Competitiveness Council. An additional pillar on innovation will be added making up a total of five governance pillars next year.

Tables 2.24 – 2.28 provide the summary of the CY 2021 CMCI ranking of the component city and municipalities of the province based on their income classification. Rankings of Cities and Municipalities are based on the sum of their scores on 4 Pillars: Economic Dynamism, Government Efficiency, Infrastructure and Resiliency.

Table 2.24. Cities and Municipalities Competitive Index (CMCI) Ranking of the Component City of La Union: 2020 – 2021

LGU	2020	2021	Change in Ranking ↑ - increase ↓ - decrease
San Fernando	21	22	1 ↓

Source of Data: <https://cmci.dti.gov.ph/rankings.php>

Table 2.25. Cities and Municipalities Competitive Index (CMCI) Ranking of 1st to 2nd Class Municipalities of La Union: 2020 – 2021

LGU	2020	2021	Change in Ranking	
			↑ - increase	↓ - decrease
Agoo	20	14	6	↑
Aringay	217	169	48	↑
Bacnotan	121	87	34	↓
Balaoan	176	199	23	↑
Bauang	51	31	20	↑
Naguilian	111	97	14	↑
Rosario	87	34	53	↑
San Juan	309	119	190	↑

Source of Data: <https://cmci.dti.gov.ph/rankings.php>

Table 2.26. Cities and Municipalities Competitive Index (CMCI) Ranking of 3rd to 4th Class Municipalities of La Union: 2020 – 2021

LGU	2020	2021	Change in Ranking	
			↑ - increase	↓ - decrease
Bangar	52	52	-	-
Caba	219	213	6	↑
Luna	78	136	58	↓
San Gabriel	176	147	29	↑
Santo Tomas	102	35	67	↑
Santol	231	212	19	↑
Sudipen	226	262	36	↑
Tubao	179	112	67	↓

Source of Data: <https://cmci.dti.gov.ph/rankings.php>

Table 2.27. Cities and Municipalities Competitive Index (CMCI) Ranking of 5th to 6th Class Municipalities of La Union: 2020 – 2021

LGU	2020	2021	Change in Ranking	
			↑ - increase	↓ - decrease
Bagulin	61	34	27	↑
Burgos	66	76	10	↓
Pugo	30	7	23	↑

Source of Data: <https://cmci.dti.gov.ph/rankings.php>

Table 2.28. Cities and Municipalities Competitive Index (CMCI) Ranking Province La Union: 2020 – 2021

LGU	2020	2021	Change in Ranking	
			↑ - increase	↓ - decrease
PGLU	13	8	5	↑

Source of Data: <https://cmci.dti.gov.ph/rankings.php>

On the other hand, for the CY 2021 Most Business-Friendly Local Government Unit, the Province has been selected once again as a finalist, a standing the province has maintained since 2011.

PGLU virtually presented the province's entry to the Philippine Chamber of Commerce and Industry (PCCI) for the final judging on October 7, 2021. The governance tools

and innovative systems which are part of the culture of the governance in La Union were discussed during the final judging.

The PGLUs submission of bid documents focused on the province's significant initiatives and programs that addressed the major challenges and the disruption caused by the CoViD-19 in order to mitigate the negative impacts and successfully restore and increase the business operations within the province amidst the pandemic.

TRADE, INDUSTRY, AND EMPLOYMENT: Policy Development and Planning for Investment Growth

The Province continued to empower the Micro, Small and Medium Enterprises (MSMEs) to develop and grow despite the pandemic. The province extended support in the implementation of sustainable programs that help minimize the negative impact of the pandemic to the MSMEs and bolster economic recovery and development.

On February 15, 2021, PGLU thru the Local Economic Enterprise and Investment Promotions Unit (LEEIPU) presented the La Union Investment Plan (LUIP): THRIVE in LA UNION to the component LGUs via zoom. The LUIP contains plans and programs for a Sustainable Investment Development Strategy which aims to assist MSMEs during the pandemic. The LUIP further emphasizes on the role of LGUs as partners of PGLU in fostering a conducive investment climate.

In March 2021, the BPLO Streamlining Seminar was also conducted in partnership with DTI which was participated by 20 BPLOs of Component LGUs. Updates on the Anti-Red Tape Act, Ease of Doing Business and 3 simple steps under the Citizen's Charter which emphasizes on the importance of streamlining of business processes to improve/increase business registration to attract investors were discussed.

TRADE, INDUSTRY AND EMPLOYMENT: Assistance to Component LGUs for Sustained Competitiveness

During the year in review, PGLU continuously supported its component LGUs through participation in the following activities to improve future Cities and Municipalities Competitiveness Index (CMCI) rankings:

Ease of Doing Business and Orientation on the Cities and Municipalities Competitiveness Index (CMCI) on April 6, 2021 wherein the following topics were discussed: 1) Republic Act No. 9485 otherwise known as the Anti-Red Tape Act of 2007; 2) Importance of Efficient Government Service through ease of doing business; 3) Compliance to the Citizen's Charter; and 4) CMCI Recommendations for 2021;

La Union Investment and Incentives Board (LUIIB) Meeting on May 6, 2021 to provide technical assistance to component LGUs in updating their Local Investment and Incentives Code (LIIC) aligned to the Corporate Recovery and Tax Incentives for Enterprises Act;

CMCI Orientation and Data Validation held on May 11-12, 2021 to emphasize the importance of accurate data in attaining a competitive LGU or province. Research Director Mr. Kenneth G. Bayani of DMMMSU-MLUC facilitated the data validation and

guided Municipal Planning and Development Coordinators and Business Permits and Licensing Officers from the 20 component LGUs in accomplishing the 2021 Data Capture Sheet;

Board of Investments - Linangin ang Obligasyon at Kakayahan sa Aktibong Lokal na Pamumuhunan Awareness Seminar for Local Governments Units (BOI-LOKAL) on May 17, 2021 to align local business processes to national government issuances and initiatives on investments promotions and to capacitate component LGUs in updating their LIIC, and to bridge the gap between investors and the local government units (LGUs); and

Investment Policy Briefing and Counseling Webinar on November 29, 2021 via Zoom Conference in partnership with the Bureau of Investments to update and integrate the investment priority plan and improve the Local Investment and Incentives Code (LIIC) of the component LGUs to attract possible investors amidst the pandemic. The Philippine Investment Priority Plan on the updates on government policies for investments was also emphasized and the importance of the CREATE Law and Local Investment and Incentives Code (LIIC) were discussed.



TRADE, INDUSTRY AND EMPLOYMENT: Strengthened Branding and Continuous Investment Promotions

The Province of La Union is committed to serve the local MSMEs through the implementation of sustainable programs that minimize the negative impact of the pandemic and bolster economic recovery and development.

The 171st Founding Anniversary MSME Bazaar held on February 26 - 27, 2021 served as a venue for local MSMEs to market and promote the unique products and services as well as the tourism sites and destinations of the province. A total revenue of P83,825.00 was generated in the 2-day activity patronized by hundreds of walk-in customers and participated by 16 local business owners and entrepreneurs.

To further expand the market scope of the MSMEs and give them a platform to showcase their products amidst the pandemic, PGLU in partnership with Smart Communications La Union, jointly staged a monthly Provincial Online Weekend Market dubbed as "SaLU-SALO: Saluad La Union para Serbisio, Agri-turismo, Lako ken Oportunidad". A total of 17 MSMEs showcased their unique products through the virtual program aired every last Saturday of July to November 2021 via the Love La Union Facebook Page.



The LU Fairest is a testament of the unceasing commitment to continuously develop MSMEs for 2 decades. Amidst the pandemic, the LU Fairest serves as a platform to generate revenue and expand market reach. With the launch of Online OTOP Hub, 38 MSMEs are capacitated to adapt to the digital technologies. The 11-day trade fair generated P4.408 million in cash sales and booked orders.

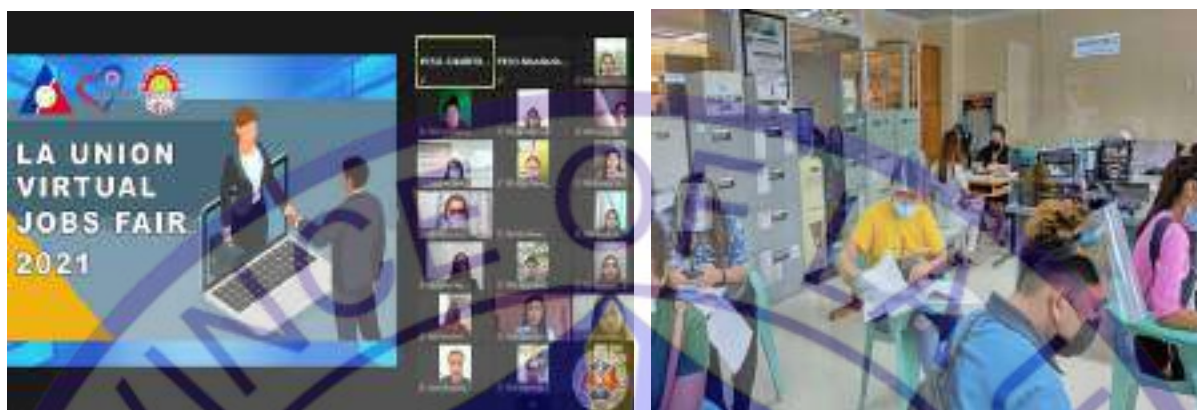


TRADE, INDUSTRY, AND EMPLOYMENT: Job/Recruitment Assistance Desk and Registration of Job Applicants

In 2021, 1,440 job seekers, 486 males and 954 females, registered in the La Union Public Employment Service Office (PESO). The Province referred 1,007 job applicants and was able to job-placed 745 job applicants for local employment.

To assist employers, PGLU conducted eight recruitment activities for local and overseas employment in CY 2021. The low number of recruitment activities was felt due to the imposed quarantine procedures of LGUs for travelling employers from neighboring provinces during the community quarantine period.

The Province also conducted the La Union Virtual Job Fair on May 24 - 25, 2021, wherein 110 applicants, 19 males and 91 females, were shortlisted and underwent virtual job interview out of the 450 jobseekers who registered online. Employment coaching was also provided before they are referred to work.



During the Buena Mano Trade Fair on May 18, 2021 at the CSI The City Mall, San Fernando, La Union, 55 jobseekers were assisted, five of them were hired on the spot by the employer. In partnership with the Department of Trade and Industry La Union Provincial Office (DTI-LUPO), 23 jobseekers were assisted during the 20th La Union's Fairest opening ceremony held last December 9, 2021 with the theme "La Union's Fairest @ 20: Agkaykaysa toward MSME Recovery".

Likewise, the province was able to job-placed a total of 295 construction workers for the infrastructure projects of the Provincial Government of La Union (PGLU) aligned to the "Build, Build, Build" program of the National Government.

The job placement of construction workers was reported by the Office of the Provincial Engineer to PESO – La Union in accordance with the Republic Act 6685 or Workers Hiring for Infrastructure Projects (WHIP) and in coordination with DOLE.

TRADE, INDUSTRY, AND EMPLOYMENT: Solicitation of Job Vacancies

In the solicitation of job vacancies for CY 2021, the PGLU was able to gather a total of 14,060 jobs locally and overseas (see Table 2.29).

Table 2.29. Solicitation of Local and Overseas Employment: 2021

Sector	Local	Overseas	Total
Hotel and Restaurants and Tourism	1,402	2,804	4,206
Manufacturing	1,250	-	1,250
Wholesale & Retail Trade	898	1,796	2,694
Others (Information Technology/ Business Process Outsourcing, Banking and Finance and Health and Wellness)	755	611	1,366
Total	5,805	8,255	14,060

Source of Data: Public Employment Service Office – La Union

Solicitation of job vacancies entered challenges in the number of accomplishments due to the COVID-19 strict quarantine protocols. The Find Jobs La Union Employment Portal was one of the strategic initiatives of the Province to help job seekers find jobs easily despite the quarantine restrictions.

TRADE, INDUSTRY, AND EMPLOYMENT: La Union Employment Portal

PGLU developed a province wide employment portal where jobseekers can easily search for job vacancies, local and overseas. During its launching on June 23, 2021, 689 various job vacancies were made available for local and overseas from the 33 different employers within La Union and nearby provinces.

The Provincial PESO also facilitated an online orientation for the employers on the Find Jobs La Union Employment Portal on September 20, 2021 attended by 25 representatives from different employers from the province of La Union and neighboring provinces.

As of December 31, 2021, 1,206 jobseekers and 83 employers from La Union and nearby provinces registered in the portal and 5,313 jobs for both local and overseas employment were posted in the system.

The PGLU through PESO-La Union in collaboration with ICTU continued to improve in providing employment programs through the use of online platform.



TRADE, INDUSTRY, AND EMPLOYMENT: Tourism Workforce Development Program

One of the priorities in the La Union Transformative Governance Roadmap is to address the workforce requirements and harmonize service standards of the tourism industry. In 2021, PGLU conducted an orientation to 189 private establishments about labor laws compliance, occupational safety and health standards. Field visits to private establishments were limited due to the increasing cases of COVID-19 in the province.

On January 26-27 and 29, 2021, 23 different tourism-related establishments operating in the City of San Fernando & Municipality of San Juan, La Union were visited by the PGLU through the Public Employment Service Office (PESO). Quantitative assessments of the number of employed workers were conducted and information about their existing workforce and operations were collected. Orientation about labor laws compliance, occupational safety and health standards to managers & staff of the establishments was also provided.



Relative to the 121st Philippine Civil Service Month celebration, PGLU through the PESO in coordination with the La Union Provincial Tourism Office (LUPTO), provided a training-orientation webinar on the Employees' Compensation Program and DOLE's Compliance to Occupational Safety and Health Standards & the Basic Rights of Workers on September 21, 2021. The activity was attended by 37 participants, composed of 10 males and 27 females, from the different tourism-related employers & workforce in the province.

On December 1, 2021, a training-orientation on the Green Me & Safety Seal Certification Program was conducted with 26 participants, composed of 9 males and 17 females, from the different hotels, resorts, restaurants, travel agencies and other stakeholders in the province. In her presentation, The Green My Enterprise in the New Normal, a simple practice of understanding green concepts with low cost of resources utilization while maintaining an eco-friendly approach in the workplace was discussed.

TRADE, INDUSTRY, AND EMPLOYMENT: Improvement in Employment Generation

During the year in review, Region 1 fared well in terms of employment generation despite the pandemic. The DOLE-Region 1 recorded a 5.90 percent increase in the province's employment rate, thus resulting to 5.90 percent decrease in unemployment rate (See Table 2.30). The increase in employment rate could be attributed to the removal of travel bans and easing of entry restrictions for the resumption of economic activities in the province. During the year in review, most industries including hotels and restaurants and other tourism establishments, manufacturing, as well as the transport sector resumed operations, thus employment generated in 2021 was greater than in 2020.

Table 2.30. Employment Situation in La Union: 2021 versus 2020


Rate	2020	2021	Percentage-Increase/Decrease
Employment Rate	85.70	91.60	↑ 5.90%
Unemployment Rate	14.30	8.40	↓ 5.90%

TRADE, INDUSTRY, AND EMPLOYMENT: Establishment of School-based PESO

PGLU through the PESO and the Department of Labor & Employment – La Union Field Office (DOLE-LUFO) with the Don Mariano Marcos Memorial State University – Mid La Union Campus (DMMMSU-MLUC) conducted a consultative meeting on the proposed creation and establishment of a school-based PESO in the University on July 6, 2021.



The DMMMSU Trabaho Center, the newly established school-based PESO was launched on December 2, 2021 via Zoom, attended by 578 participants and 15 employers from different companies in La Union and nearby provinces. The Trabaho Center aims to provide students and graduates from DMMMSU an avenue for them to look for local and overseas job opportunities and strengthen the graduate tracer program of the university.



TRADE, INDUSTRY, AND EMPLOYMENT: Employment Guidance & Counseling

In CY 2021, a total of 789 students, 302 males and 487 females, were provided with career guidance (see Table 2.31). Student-participants were educated and provided with knowledge on the topics discussed in the First Time Jobseekers Assistance Act, Right of Workers, Importance and Objectives of the Career Service Examination, Social Security System Membership and Benefits, and PhilHealth Universal Health Care

Law and Benefits. Employment coaching was also rendered to 1,566 jobseekers in La Union.

Table 2.31. Career Guidance in La Union: 2021

Date	Activity	Number of Participants		
		Male	Female	Total
May 28, 2021	Career Guidance Symposium	63	7	134
October 19-21, 2021	32 nd National Statistics Month Celebration Career Symposium	106	148	254
December 9-17, 2021	Future Ko, Sagot Mo Virtual Career Guidance Symposium	133	268	403
	Total	302	487	789

Source of Data: Public Employment Service Office – La Union



TRADE, INDUSTRY, AND EMPLOYMENT: Anti-Illegal Recruitment (AIR) Campaign and Orientation

In CY 2021, information materials/flyers on AIR were given to 1,733 clients/jobseekers. These were distributed during employment coaching in PESO and attendance to Local Recruitment Activity (LRA).

TRADE, INDUSTRY, AND EMPLOYMENT: Overseas Filipino Workers (OFWs)/Migrants Desk Activities

PGLU in coordination with the Municipal PESO–Agoo conducted Financial Awareness Seminar for returning Overseas Filipino Workers (OFWs) on January 28, 2021 at the ABC Hall, Municipal Hall, Agoo, La Union to educate them of the different aspects of financial budgeting, goal setting, planning and investment for self-employment. The seminar was attended by 25 returning Overseas Filipino Workers (OFWs) from the different barangays of Agoo, La Union.

MOVING FORWARD

Considering the economic consequences caused by the pandemic, the Economic Dynamism and Competitiveness Sector envisions “Thriving and Sustainable La Union Economy” by the end of 2022. This will be achieved by spurring environment-friendly tourism development, fostering a conducive climate for trade and industry, promoting modernized agricultural development and accelerating strategic development of disaster and climate resilient infrastructures.

In terms of spurring environment-friendly tourism development, the PGLU will implement the following programs, projects and activities:

- Establishment of a Tourism Governance Partnership with component LGUs, NGAs and Travel Brands and Tourism Associations that will open new networks and opportunities to tap into new markets for tourism promotions;
- Provision of technical assistance to farm tourism sites to enable farm owners to shift to farm tourism as an added value to their farms and contribute to the vision of the province;
- Tourism CoViD-19 Support Program for displaced and affected tourism workers and establishments during the pandemic; and
- Formulation of the Provincial Tourism Code.

In order to foster a conducive climate for trade and industry in the province, the Provincial Government shall endeavor in:

- Working toward becoming the Most Business Friendly Province in the country by demonstrating outstanding efforts in good governance reforms, promotion of trade investment, transparency and efficiency in the delivery of services;
- Establishing the “Produkto ti La Union Pasalubong Centers” in strategic locations and the Saluad La Union Para Serbisio, Agri-Turismo, Lako ken Oportunidad (SaLU-SALO) Trade & Tourism Exhibit to showcase and sell locally produced goods and promote local MSMEs; and
- Providing livelihood and business development training to assist MSMEs continue business amidst the pandemic.

In terms of labor and employment, various employment strategies will be implemented such as the:

- Continuous Conduct of Jobs Fair, Referral and Job Placement of Job Seekers, Career Employment Coaching, and the Special Program for the Employment of Students (SPES);
- La Union Jobs Portal which is made available to jobseekers and employers to access for an easier and more efficient filling of job vacancy; and
- Provision of emergency employment rehabilitation program for displaced workers affected by Covid-19 to address the impacts of community quarantine implementation where most businesses stop their operations causing employment layoffs and skills training and employability enhancement for Balik Probinsya Program and Reintegration Assistance Program for returning OFWs and families to assist our Kaprobinsyaan.

To promote modernized agricultural development, PGLU will conduct the following PPAs next year:

- Development and approval of the Agriculture and Fisheries Modernization Plan (AFMP);
- Establishment of the Agri-Database to provide equitable, cooperative, and cost-effective manner of sharing information and an enhanced access to print agricultural knowledge to farmers, fishers, or workers;
- Continuous implementation of Farm Mechanization Program for a more appropriate and cost-effective production and reduce post-harvest losses;


- Various productivity enhancement programs such as the La Union CHAMP, Provision of Organic Aquaculture Inputs, OA4K Program, Hybrid/Certified Seed Assistance Program, among others;
- Implementation of Pig Dispersal Program for African Swine Fever (ASF) affected raisers and Introduction of Rabbitry Dispersal Program as a rising industry in the field of agriculture as an alternative source of meat and by-meat products; and;
- Establishment of La Union Commercial Center 1 and 2, Establishment of Multi-Purpose Car Park Building, Agricultural Infrastructure Projects, and Maintenance of Provincial Roads and Bridges.



The image features the official seal of the Province of La Union, which is a circular emblem. The outer ring contains the text "PROVINCE OF LA UNION" at the top and "OFFICIAL SEAL 1850" at the bottom. The central shield is divided into four quadrants by a white cross. The top-left quadrant is blue with a white arrow pointing upwards and the word "LOVE". The top-right quadrant is blue with a white arrow pointing to the right and the word "UNION". The bottom-left quadrant is red with a white arrow pointing to the left and the word "CONCORD". The bottom-right quadrant is red with a white arrow pointing downwards. The shield is surrounded by a blue border containing various symbols: a sun in the top-left, a gear in the top-right, a ship's wheel in the bottom-left, and a gear in the bottom-right. A red vertical bar is on the left side of the image.

RESILIENT COMMUNITIES SECTOR

*Conduct of Adolescent COVID Vaccine at La Union
Medical Center, Agoo, La Union on November 2, 2022.*



KASANGGA

Halina't magpabakuna, at sama-sama

PROVINCE OF LAGUNA
OFFICIAL SEAL
1850

LOVE UNION
CONCORD

Despite the threat of the COVID-19 pandemic, the Resilient Communities Sector ensured the continuous provision of housing, social welfare services, health, education, cultural services, peace and order, disaster response and environmental integrity, among others.

The Health Sector strengthened its systems for better access to health services down to the grassroots level. Holistic and affordable health care was also made available in the District Hospitals whose facilities were rehabilitated and improved to cater to both COVID and Non-COVID patients.

Meanwhile, the Education Sector remained a priority as the Province continued to hire Provincial School Board (PSB) teachers to augment school teaching personnel. PGLU also continued to provide support for technological equipment for teaching and learning and school infrastructure development.

To ensure peace and order, the crime situation in the province continued to improve in 2021 with the decrease in crime incidents which could be attributed to the strict implementation of Quarantine Protocols provincewide. The Province also provided continuous support to initiatives of local law enforcement agencies.

The Provincial Government of La Union also sustained an effective approach on disaster preparedness and mitigation during the community quarantine. Moreover, the Province was able to extend shelter and relief assistance to families who were gravely hit by Typhoon "Maring".

The Province continued to improve its Environmental Initiatives to support the Province's thrust for environmental sustainability despite the threat of the COVID-19 pandemic. During the period in review, the province focused on sustenance, protection, rehabilitation, development, and promotion of various components of the ecosystem. PGLU also carries on Forest Resources Management for long-term conservation, protection and rehabilitation of forest cover provincewide. For the Solid Waste Management Program, the Province also focused on integrating, synchronizing, monitoring and evaluating the development and implementation of the 10-year provincial solid waste management plan. In addition, PGLU ensures the protection and improvement of the Province's lands and bodies of water including provincial water sources. Lastly, the air-quality management of the province helps protect human health and the environment from the harmful effects of air pollution.

The Sector's accomplishment could be attributed to the implementation of the Provincial Government of various programs and projects along with the all-out support of its partner agencies such as the Department of Social Welfare and Development Office (DSWD-RO1), Department of Health (DOH), Department of Education (DepEd), National Commission on Culture and the Arts, La Union Police Provincial Office (LUPPO), Philippine Drug Enforcement Agency (PDEA), National Irrigation Authority (NIA), Department of Public Works and Highways (DPWH). Accomplishments accounted well to the active participation of the Municipal/City Local Government Units, Civil Society Organizations (CSOs) like Pederasyon ng May Kapansanan Ng La Union (PMKLU), Artists Guild of La Union (AGLAUN), Indigenous Peoples Cultural Society of La Union, Inc. and the private sector.

HOUSING SERVICES: Access to Affordable and Safe Housing

The delivery of basic needs to the people is one of the main thrusts of effective governance, which requires immediate attention. Shelter is a necessity to everyone. In recognition of the importance of access to affordable and safe housing, PGLU identified 13 informal settlers in the on-going development of the Sevilla Multi-purpose Complex owned by the Province. To address this concern, the Office of the Provincial Planning and Development Coordinator together with the Provincial Legal Office initiated their relocation to Sagayad Resettlement Project (Phase I) for them to have a safe and conducive home.

In 2021, the Province also prepared a concept paper for the creation of the Provincial Housing and Development Unit which shall serve as the implementing arm of the organization on housing and other settlement concerns once approved.

ACCESSIBLE QUALITY SOCIAL WELFARE SERVICES

SOCIAL SERVICES: Ensuring Continuity in Child Development

With the adoption of the National Early Learning Curriculum, the Provincial Government conducted regular monthly meetings and conferences virtually focusing on the updated predominant challenges and trends in the implementation of Early Childhood Care and Development (ECCD) programs for children ages three to four years old using alternative venues and modalities of teaching and learning. All Day Care Worker Presidents from the 20 component LGUs of the Province and 30 officers of the La Union Day Care Workers Association (LUDCWA) attended the monthly meetings.

The Provincial Council for the Protection of Children/Provincial Council on Anti-Trafficking Violence Against Women and Children (PCPC/PCAT-VAWC) conducted its regular quarterly conference wherein its 43 member agencies attended. The main focus of said conferences was the monitoring of the Functionality of Local Committees on Anti-Trafficking and Violence Against Women and Children and Pantawid Pamilya Pilipino Program.



The National Children's Month (NCM) was also celebrated with the theme: “New Normal na Walang Iwanan: Karapatan ng Bawat Bata Ating Tutukan”. The celebration was attended by a total of 600 participants in which 88 were children, 25

males and 63 females, and the rest were their parents and guardians. The event was conducted through a simultaneous contest live streamed on Facebook, which included the following: Parent-Children Skit Contest, Parent-Child Dance Contest, Vocal Solo Contest, and Poem/Declamation Contest. Two winners (see Table 3.1) represented the Province at the Regional Level.

Table 3.1. National Children’s Month List of Winners

Category	Place	Winners
Skit Category	1st	Bauang
	2nd	Tubao
	3rd	Balaoan
Dance Contest	1st	Bacnotan
	2nd	Sudipen
	3rd	Aringay & Tubao
Poem/Declamation	1st	Sto. Tomas
	2nd	Balaoan
	3rd	Bacnotan & Rosario
Vocal Solo	1st	Luna
	2nd	Sudipen
	3rd	Bauang
Draw and Tell (Regional Level)	2nd	Sto. Tomas
Vocal Solo (Regional Level)	Participant	Luna

Source: Provincial Social Welfare and Development Office

In line with the celebration, a Search and Conferment for the 10 Outstanding Child Development Workers of the Province was also conducted via Zoom. The said event was participated by 250 Child Development Workers, barangay Council for the Protection of Children members and MSWDO staff (see Table 3.2).

Table 3.2. Ten Outstanding Child Development Workers List of Winners

DISTRICT I	DISTRICT II
Bacnotan	Bauang
Balaoan	Burgos
Bangar	Rosario
Luna	Sto. Tomas
Santol	
Sudipen	

Source: Provincial Social Welfare and Development Office

Moreover, a total of 500 day care children from the 13 PGLU Child Development Centers in which 198 are males and 302 are females were recognized during the virtual Moving-Up Program on July 14, 2021. The Province also capacitates 60 Day Care Workers, 2 males and 58 females, for additional income-generation through Goat Raising Livelihood Skills Training.

SOCIAL SERVICES: Rehabilitation of Children in Conflict with the Law

Pursuant to RA 9344 as amended RA 10630 or the Juvenile Justice and Welfare Act, the PGLU provided a subsistence of one-third share amounting to ₱224,338.00 as its counterpart for the expenses incurred by the 16 Children in Conflict with the Law (CICL) that were admitted at the DSWD Regional Rehabilitation for Youth (RRCY) while undergoing rehabilitation in the said facility.

Likewise, the La Union Pag-asa Youth Association was organized and federated among out-of-school youth (OSY) from component LGUs during the year in review. Quarterly meetings have been conducted to discuss their plan of actions in the implementation of programs in their respective localities. In coordination with the Office of the Provincial Veterinarian, a total of 37 OSYs, 21 males and 16 females, were capacitated for Goat Raising Livelihood Skills Training while a total of 75 OSYs, 21 males and 54 females, attend the Leadership Training done via Zoom.

SOCIAL SERVICES: La Union Bahay-Pag-asa to bring Hope in Youth Rehabilitation



The La Union Bahay-Pag-asa, a Residential Care Facility located at Sta. Rita, Bacnotan, La Union was inaugurated on February 22, 2021 as part of the La Union “La Unay” celebration and 171st Foundation Anniversary of the Province. This facility serves as rehabilitation center for children under 18 years old and residents of La Union catering about 25 minors wherein, they will be provided with complete facilities and amenities in accordance with Republic Act No. 10630. (Present during the inauguration program and blessing of the building were Department of the Interior and Local Government Provincial Director Virgilio Sison; Mr. Ranilo Ipac-PSWDO, Mayor Francisco Angelito L. Fontanilla; Vice-Mayor Divina Fontanilla; Municipal Social Welfare and Development Officer Rosemarie Calpito, and Sta. Rita Barangay Captain Manuel Gaon)

SOCIAL SERVICES: Empowering the Youth



The Provincial Youth Development Council (PYDC) convened in June 2021 for its first meeting and election of members led by its chairman: Hon. Alyssa Kristine B. Sibuma and Vice-chairman: Mark Anthony Ducusin. The PYDC acts as advisors and active participants in the preparation of the Provincial Youth Development Plan.

SOCIAL SERVICES: Enhanced Access to Golden Existence (AGE) and Elderly

The Provincial Government continued the implementation of its best practice, Enhanced Access to Golden Existence (E-AGE) Program, with 77 beneficiaries of which 29 were males and 48 were females. They were given burial assistance of P10,000 each, which totaled P770,000.00. This accomplishment was lower than last year's accomplishment of 93 beneficiaries. The decrease could be attributed to the COVID Pandemic restrictions where families especially Senior Citizens were not allowed to go out.

Pursuant to Republic Act No. 10868 otherwise known as the Centenarian Law and with the increasing number of centenarian inhabitants, the PGLU awarded the amount of P10,000.0 each to 64 Centenarians wherein 17 are males and 47 are females. The amount given to each Centenarian is the counterpart of the Province in addition to the P100,000.00 awarded by the National Government upon reaching 100 years old. The oldest female beneficiary is 105 years old while the oldest male is 103. Incentives were personally handed to the beneficiaries despite the distance and challenges posed by the COVID-19 pandemic.

The Elderly Filipino Week Celebration was conducted every October of every year. The PGLU through an Ordinance has crafted and approved the Search for 10 Outstanding Senior Citizens of La Union. The winners were awarded with a cash gift of P10,000.00 each and a certificate of recognition on October 14, 2021.

SOCIAL SERVICES: Organizational and Capacity Enrichment for the Persons with Disability (PWD)



During the year in review, Information and Education Campaigns were conducted to raise public awareness on the rights and privileges of PWDs that would eventually break the social and physical obstacles that limit their mobility and interactions with others.

A total of 20 Pederasyon ng May Kapansanan ng La Union (PMKLU) members attended the quarterly face-to-face and virtual meetings. This served as a capacity building activity to reach out more PWDs to be registered. As an enabler and supporter of the vulnerable sector, PGLU conducted ABILYMPICS in Bacnotan NHS last November 16-17, 2021 to provide them with the needed opportunity and resources to prove themselves for the betterment of their lives. The event was participated with 70 PMKLU officers and members attended with the Bacnotan PWD Association, MSWDO, PWSDO and faculty staff facilitated the sports fest.

In addition, the Women with Disability Day (WWD) was celebrated on March 29, 2021 with the theme: "Kababaihang May Kapansanan, sa Larangan ng Pamumuno: Pagkamit ng Pantay na Kinabukasan sa Mundong may COVID-19". During the activity, 38 participants including the PMKLU members celebrated through a cook fest highlighting the delicious "Pinakbet" as a popular local menu were cooked in different ways. This shows that despite their disabilities, women are truly capable to perform their task in the family and in the community as good cooks. A forum was also held in Bangar, La Union based on the theme of WWD celebration with 30 PWD participants.

In partnership with the Office of the Provincial Veterinarian, 17 PMKLU members were empowered through capacity enhancement on Goat Raising Livelihood Skills Training last August 2022 for them to be inculcated on how they earned additional income for themselves and families.

SOCIAL SERVICES: Capacity Enrichment for Women

In coordination with LGU Balaoan and PNP, the Province conducted an advocacy awareness campaign in the municipal plaza and adjacent barangays. Flaglets and leaflets were also distributed to the public nearby. Meanwhile 30 women were capacitated with income-generation skills training on goat-raising.



SOCIAL SERVICES: Assistance to Individuals/Families in Crisis Situations (AICS)

Emergency Relief Services can serve as a safety net for clients experiencing calamity and financial distress due to death of a family member, medical conditions and other unexpected situations.

For the year in review, the Province gave a total amount of P400,000.00 emergency shelter assistance to 17 families suffered from fire incidents happened in 16 barangays in nine municipalities of La Union. Under AICS, a total of 3,000 individuals in crisis situation were provided with financial assistance wherein 1,717 were given medical assistance while 1,283 were given burial assistance.



With the concerted efforts of the Province together with the barangays, component Municipalities, DSWD and Non-Government Organizations through the Disaster Relief Services, PGLU provided P43,053,202.00 worth of Food and Non-Food items to 81,966 beneficiaries affected by the onslaught of Typhoon Maring in the province. Moreover, DSWD provided augmentation assistance to 7,143 individuals/families with partially damaged houses and 294 with totally damaged houses in the province.



ENHANCE INTEGRATED HEALTH SERVICE DELIVERY

Health Services: Affordable and Accessible Hospital Service

The heightened risk of infection to COVID-19 caused by the new variants of the virus greatly affected the overall health condition of our kaillians. Everybody is at risk and more likely to be our brave front-liners in provincial health facilities. In these circumstances, the delivery of quality healthcare services was greatly affected as the hospital doctors and staff are prone to virus. But even so, the province withstood these challenges and successfully accomplished the set programs, projects and activities for the year review.

Through an Integrated Health System, the Province enhanced its programs and projects to intensify health promotion, enhance disease surveillance and prevention including COVID-19 prevention, detection, treatment and reintegration. PGLU also strengthened the Universal Health Care Providers Network (UHC-HCPN) through the primary care provider network (PCPN) in leveraging the quality of life. The DOH's Health Facility Enhancement Program (HFEP) for the construction/ expansion of additional health infrastructures, installation of water sources and re-piping of water system, establishment of additional barangay health stations, property maintenance, provision of equipment especially PPE's, essential drugs and medicines. In addition, the province continued the implementation of immunization programs and activities and various health wellness and awareness programs for the people. Moreover, the Balaoan District Hospital was accredited as a Community Isolation Facility on

March 11, 2021 servicing confirmed, suspect and probable COVID-19 Cases with mild symptoms.

Due to the high number of admissions including probable, suspect and confirmed COVID-19 patients, the Rosario District Hospital recorded the highest In-patient Service Rate at 758.67 percent while the least was recorded by the Caba District Hospital with only 52.86 percent (see Table 3.3). The highest Out-patient Service Rate was recorded in Bacnotan District Hospital with 288.15 percent while Naguillian District Hospital registered the least with 69.99 percent. The average number of attended In-patients for the year 2021 in all district hospitals and medical center is 2,560, whereas La Union Medical Center has the greatest number with 6,851 In-patients. On the other hand, the average number of Out-patients was 17,847, of which Bacnotan District Hospital recorded the highest at 31,120 Out-patients while the least was recorded by Rosario District Hospital with only 6,104 Out-patients recorded.

Table 3.3. Status of Hospital In and Out Patients: CY 2021

Medical Institution	IN-PATIENTS			OUT-PATIENTS		
	Target	Actual	In-Patient Service Rate	Target	Actual	Out-Patient Service Rate
BCDH	720	2,488	345.56%	10,800	31,120	288.15%
BLDH	2,220	1,916	86.31%	11,424	10,358	90.67%
CDH	1,400	740	52.86%	10,500	13,973	133.08%
NDH	3,200	2,226	69.56%	20,600	14,417	69.99%
RDH	150	1,138	758.67%	7,063	6,104	86.42%
LUMC	2,820	6,851	242.94%	27,700	31,109	112.31%
Average		2,560			17,847	

Source of Data: 5 District Hospitals and La Union Medical Center

Due to the surge of new COVID-19 cases, hospital admissions have relatively escalated. From 61.31 percent in 2020, the Average Hospital Bed Occupancy Rate increased to 78.67 percent in 2021, which resulted to a 17.36 percent increase in Occupancy. Balaoan District Hospital and La Union Medical Center were fully occupied by In-patients as they both recorded a 100.00 percent Hospital Bed Occupancy Rate. Due to the accreditation of Balaoan District Hospital as a Community Isolation Facility, Balaoan District Hospital showed the greatest percent increase from 2020 to 2021 with 54 percent. The Average Length of Stay (ALOS) in 2020 for all District Hospitals and LUMC was 3.5 days. During the year in review, the average ALOS slightly increased to 3.67 days indicating longer In-patients stay for recovery and observation (see Table 3.4).

Table 3.4. Hospital Bed Occupancy Rate and Average Length of Stay (ALOS): CY 2020 vs 2021

Medical Institution	Hospital Bed Occupancy Rate			Average Length of Stay (ALOS)	
	2020	2021	% Increase	2020	2021
BCDH	86.00%	91.00%	5.00%	3	3
BLDH	46.00%	100.00%	54.00%	5	4
CDH	32.91%	41.68%	8.77%	3	3
NDH	74.08%	89.34%	15.26%	3	4

Medical Institution	Hospital Bed Occupancy Rate			Average Length of Stay (ALOS)	
	2020	2021	% Increase	2020	2021
RDH	44.47%	50.01%	5.54%	4	4
LUMC	84.41%	100%	15.59%	3	4
Average	61.31%	78.67%	17.36%	3.5	3.67

Source of Data: 5 District Hospitals and La Union Medical Center

HEALTH SERVICES: Improved Child Health

The Infant Mortality Rate (IMR) slightly increased from 3.40 percent in 2020 to 4.93 percent in 2021. This increase might be due to early infant respiratory distress and pneumonia which are COVID-19 related, or bacterial sepsis of the newborn. Another probable causes are the hesitation of the mother for regular check-ups due to fear of infection to the virus most specially in hospitals. On the other hand, both the Neo-natal Mortality Rate (NMR) and Under Five Mortality Rate (UMR) decreased by 3.42 percentage points and 2.87 percentage points, respectively. This could be an indication that the Province was able to provide better services to pregnant women and children during the year in review than in 2020. The Province must keep on providing maternal health services to the public including digital promotions and IECs on prenatal care and importance of regular check-ups to their OB-Gynecologist.

For children immunization, the percentage of Fully Immunized Children (FIC) increased by 2.74 percent from 63.46 percent in 2020 to 66.20 percent in 2021. As a result of the efforts of the Province for health promotion and scaling-up the Maternal, Newborn, Child Health and Nutrition (MNCHN) programs, the status of malnutrition in the Province improved in terms of the three indicators: Underweight, Stunted, and Wasted. The data for CY 2021 was highly acceptable as all the indicators fall within the National target which is 26.7 percent (see Table 3.5).

Table 3.5. Child Health Indicators: 2021 versus 2020

Indicator	CY 2020	CY 2021	Percent Difference
Infant Mortality Rate	3.40%	4.93%	+1.53%
Neo-natal Mortality Rate	7.08%	3.66%	-3.42%
Under Five Mortality Rate	9.78	6.91%	-2.87%
Percentage of Fully Immunized Children (FIC)	63.46%	66.20%	+2.74%
MALNUTRITION RATE			
Combined Underweight and Severely Underweight	2.90%	2.59%	-0.31%
Stunted and Severely Stunted	5.10%	4.40%	-0.70%
Wasted and Severely Wasted	1.10%	0.92%	-0.18%

Source of Data: Provincial Health Office (PHO)

On top of the Farm to Table Program of the Province, the implementation of the "Oplan PACOY", a malunggay plantation program in barangays, generated a good impact on the nutritional status of the children in La Union. The program aims to attain; a nutritionally Healthy, well and sound individuals, a Greener and safer environment, a medium for additional income source to families, and achieve "Healthy La Union, Happy La Union". In support to Farm to Table Program, the Province together with OPAg and DOST, had conducted workshop meetings promoting the Iron-Fortified Rice

advocacy via face-to-face and Zoom. Also, PGLU conducted five malunggay plantation activities and five plantation site visitations in seven barangays in Bacnotan, Naguilian, Pugo, Santol and Tubao.

HEALTH SERVICES: Safe Motherhood Care and Family Planning

In 2021, several activities were conducted to ensure healthy and safe delivery of pregnant women. The Province also conducted two Bantay Buntis Medical-Dental Outreach with OB Gynecology activities in Balaoan wherein 50 Antenatal Pregnancy (APs) consultations were administered in Nagsabaran Norte while 13 APs were administered in Paraoir. In addition, five “Saluad Salun-at” Medical-Dental Mission for Agri-Tourism Producers in GIDA and Non-GIDA areas were conducted (see Table 3.6).

Table 3.6. Saluad Salun-at Medical-Dental Missions CY 2021

DATE	LOCATION	BENEFICIARIES
February 19, 2021	Puguil, Santol	160 IP farmers
March 19, 2021	Baay, Bagulin	195 IP farmers
May 11, 2021	Up-uplas, Sudipen	160 farmers and fisherfolks
July, 16, 2021	Cares, Pugo	100 wood craft makers
November 26, 2021	Udiao, Rosario	87 wood craft makers

Source of Data: Provincial Health Office (PHO)

For maternal and health indicators, the total number of deliveries in 2021 was 7,521, lower than last year's 9,140 deliveries (see Table 3.7). As compared to the 2021's national target of 14,861 total deliveries, the Province accomplished 50.61 percent of the national target. The decline could be due to the continuous effort of the Province in promoting family planning including dissemination of IEC materials to the public. The total number of livebirths also declined from 9,123 in 2020 to 7,088 in 2021. The decrease was proportional to the decrease in total deliveries during the year in review. The same downward trend was also observed for facility-based deliveries and deliveries by skilled birth attendants (see Table 3.7). When sustained, the decrease in the deliveries will hinder the rapid population growth which in the long run, will reduce overcrowding and pollution, and will increase food production in the Province.

Meanwhile, maternal death increased by 114.29 percent or 15 total maternal deaths in 2021 from seven in the preceding year. The top common causes of maternal death were Pulmonary Embolism, Acute Respiratory Failure, and Pulmonary Congestion. All of these causes were COVID-19 related effects, which signifies that the pandemic contributed to the increase of maternal death.

The number of teenage pregnancies in La Union significantly decreased by 39.26 percent from 866 in 2020 to 526 in 2021. This could be attributed to the implementation of the Adolescent Health Development Program of the Provincial Government. In addition, the Contraceptive Prevalence Rate improved to 66.21 percent in 2021, up by 35.84 percentage points when compared to its level in 2020 at 34.37 percent.

Table 3.7. Maternal and Infant Health Indicators: 2021 versus 2020

Indicator	CY 2020	CY 2021	Percent Difference
Total Deliveries	9,140	7,521	(-17.71%)
Livebirths	9,123	7,088	(-22.31%)
Facility-based Deliveries	9,080	7,060	(-22.25%)
Deliveries by Skilled Birth Attendants	9,089	7,065	(-22.27%)
Maternal Death	7	15	114.29%
Teenage Pregnancy	866	526	(-39.26%)
Contraceptive Prevalence Rate	34.37%	66.21%	31.84%

Source of Data: Provincial Health Office (PHO)

In promoting maternal health for the pregnant women, PGLU celebrated the 2021 National Women's Month with the theme "Juana Have Fun Advocacy for Teenage Moms". The celebration was anchored to call for concrete, sustainable, and inclusive actions towards gender equality to protect teenage moms' physical and psychological integrity, pay tribute and highlights the extraordinary roles of "Juanas" in the society, discuss and address the issues on women with women empowerment, and inspire other women through their creativity/ talent with energetic and diverse networks.

HEALTH SERVICES: Access to Safe Water and Sanitation

The Province's water supply and sanitation situation improved during the year in review. The number of households with complete basic sanitation facilities increased to 166,062 households in 2021 from 145,816 households in 2020. Meanwhile, the number of households with sanitary toilets rose by 3.07 percent from 180,138 in 2020 to 185,671 households in 2021. The number of households with satisfactory garbage disposal also increased by 11.20 percent from 163,462 households in 2020 to 181,763 households in 2021.

With the constant increase of households, the given indicators must also be proportionally increasing in order to attain a safer water supply and sanitized households in La Union. The Province continued to conduct water quality testing, which include tests for households with potable water supply and inspection of households with sanitary toilet facilities. PGLU also conducted disinfection activities to 40 different household water sources to ensure that safe water is consumed in the community.

Figure 5.1. Water Supply and Sanitation Situation in La Union: 2021 versus 2020 versus 2021 Target



Source of Data: Provincial Health Office (PHO)

HEALTH SERVICES: Environmental Activities

Every time that emergencies like natural calamities happen in the Province, the residents are more likely at risk from sickness or worst COVID-19 infection. In that matter, PGLU implemented the project WASH. It is a project distributing “Gerry Cans”, a plastic vessel that contains liquid disinfectant. Through the rural sanitary inspectors, the PGLU distributed jerry cans in 20 LGUs in the province prioritizing the LGUs that was affected by the typhoon Maring specifically in evacuation areas.



During the year in review, the Province through the Provincial Health Office regularly conducts larval survey through search and destroy of probable hatch site in LGUs with high cases of dengue. Not only the incidence of dengue were acted on, the Province also take initiatives in Malaria prevention through indoor residual spray, conduct of Malaria Border Operation (MBO), distribution of Long-Lasting Insecticide Nets (LLIN) in endemic areas, and conduct of Rapid Detection Test (RDT) for malaria screening.

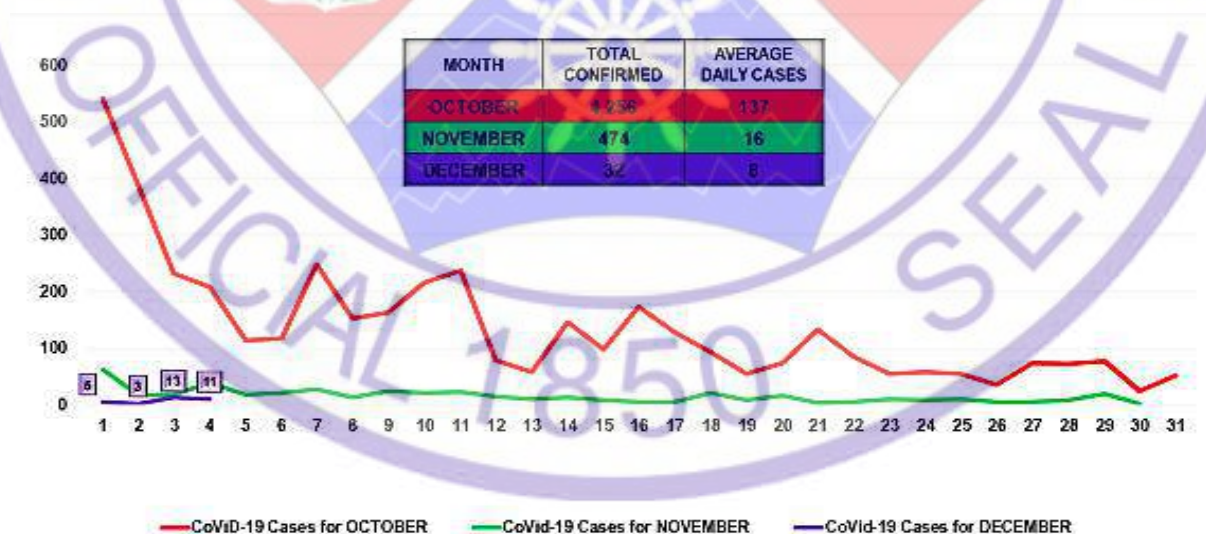
HEALTH SERVICES: Other Activities

The 2021 La Union Health Summit was held at Pugad Adventure Resorts, Pugo, La Union last September 24, 2021 with the theme: “Enhancing La Union’s Integrated Health Service Delivery – a Core Strategy for Stronger La Union”. The event also virtually acknowledged, recognized and awarded our dear health workers and health institutions for their relentless sacrifices during these times of pandemic. Also, a two-day Provincial Integrated Program Implementation Review and Orientation event was held in Agora, Thunderbird Resort, Poro, La Union on November 24-25, 2021. The event focused on the development of the Local Investment Plan for Health (LIPH) 2023- 2025 and Annual Operation Plan (AOP) 2023. Moreover, the first Program Implementation Review (PIR) was conducted in the SB Hall, Municipal Hall, Balaoan, La Union on December 2, 2021. The discussions focused on the Scaling-up of the Maternal, Newborn, Child Health and Nutrition (MNCHN) Program.

HEALTH SERVICES: COVID-19 Detection and Treatment

To address the COVID-19 pandemic in La Union, the Province implemented regular Status Updates, Intensified Contact Tracing activities, Laboratory Testing for CoVid-19 Suspect Cases and Close Contacts, Isolation and Treatment for Covid-19 Recovery, and Risk Assessment in preparation for precautionary measures to the volatile trend of the virus. From the COVID-19 provincial data of PHO as of December 4, 2021, the total confirmed cases in La Union are 21,155 with 209 active cases, 20,174 recovered cases and 772 deaths due to COVID-19. By component LGU, the City of San Fernando recorded the highest active cases followed by the Municipalities of San Juan and Bauang. Remarkably, Pugo and Burgos have no recorded cases during the year in review. Daily incidence of covid cases for the last three months have declined this was relatively due to the covid vaccination coverage in La Union. See Figure 5.2.

Figure 5.2. COVID-19 Provincial Data: Daily Incidence, CY 2021



Source of Data: Provincial Health Office

In 2021, the total Isolation Bed Capacity for COVID-19 related patients totaled 528. The confirmed COVID and positive in-patients reached 140 patients or 24.00 percent of total Bed Occupancy. On the other hand, the Isolation Bed Capacity for Non-

Covid patients and Non-Covid In-patients totaled 758 and 408, respectively. Ilocos Training and Regional Medical Center (ITRMC) recorded the highest number of Bed Capacity for all the indicators due to its high-capacity facilities and public accessibility. Table 3.8 provides the breakdown of bed capacity for both the Public and Private Health Institution in La Union.

Table 3.8 La Union Hospitals Bed Capacity: CY 2021

Health Institution	Isolation Bed Capacity (Covid)	Covid (s) and (+) In-Patients	Isolation Bed Capacity (Non-Covid)	Non-Covid In-Patients
ITRMC	159	74	289	188
LORMA	92	11	118	72
BETHANY	32	2	80	25
LUMC	98	27	87	66
LUMED	18	10	18	3
BCDH	7	0	71	16
BLDH	40	6	26	15
CDH	8	0	26	15
NDH	33	8	29	11
RDH	41	2	14	7
TOTAL	528	140	758	408

Source of Data: Provincial Health Office (PHO)

During the year in review, the total Ligtas COVID-19 Center (LCC) admissions reached 42 cases wherein nine of which were locally stranded individuals, 19 close contacts and two suspected cases. The City of San Fernando comprised the bulk of admissions and occupancy rate considering its population and confirmed cases for the year. The occupancy rate of PGLU COVID isolation facility was 4.32 percent with only 42 cases recorded (see Table 3.9).

Table 3.9. La Union LCC Admissions in LGUs: CY 2021

LCC	LCC Admissions	Capacity	Occupancy Rate
PGLU Home of Hope (Sevilla)	0	24	0.00%
PGLU Home of Hope (Acao)	0	60	0.00%
City/Municipalities LCCs	42	879	4.78%
TOTAL	42	973	4.32%

Source of Data: Provincial Health Office (PHO)

In addition, 10 LCC admissions were recorded in five Barangay Facilities. A total of 57 active cases were also verified on Home Quarantine out of the total 209 active cases as of December 4, 2021. From November 21 to December 4, 2021, the Province had interpreted the previous data and came up with a result of negative 47.68 percent growth rate of COVID-19 indicating a huge decrease in the percent change of COVID-19 cases in the province of La Union.

Figure 5.3. Epidemic Risk Level in the Province: CY 2021



Source of Data: Provincial Health Office (PHO)

For the 1st quarter, the risk ranges from Minimal to Moderate then suddenly heightened by the end of March. During the 2nd quarter of the year, the critical risk levels emerged in April and later ranges from Low to High Risk levels. For the 3rd quarter, the majority of the data shows that from July to September, the Province is at High Risk. Lastly, the Last quarter of the year showed continuous improvement as the intensity constantly decreases, from High risk in October down to Minimal Risk in December. Risk level showed that La Union is in minimal epidemic risk level with the number cases reported. Continuous contract tracing was done in LGUs with confirmed cases through the barangay health emergency response team and proper referral were made from barangay to the RHU to the covid referral facilities.

HEALTH SERVICES: COVID-19 Vaccination

Continuous efforts of the Province in eradicating the spread of the virus was evident on the data all throughout the year in review. Even after the emergence of new variants, the Province remained resilient in handling the challenges brought about by the COVID-19 Pandemic. Furthermore, the COVID-19 Vaccination administered by the Province covered 513,905 individuals or 87.89 percent of the target population as of December 17, 2021. Out of the 513,905 partially vaccinated individuals, 343,865 or 58.81 percent of the target population in the province were fully vaccinated. The remaining unvaccinated individuals were 70,836 or 12.11 percent of the target population. San Fernando City has the highest vaccination coverage with 116.39 percent followed by Bacnotan with 97.35 percent, Bangar with 88.11percent, and Caba with 88.04 percent. Continuous vaccination is still ongoing in all LGUs with monitoring and technical supervision of PGLU through the Provincial Health Office (PHO). Table 3.10 presents the vaccination accomplishments of all component LGUs in La Union.

Table 3.10. Covid-19 Vaccination Accomplishment of the Province: CY 2021

City/ Municipality	70% Target Population	Partially Vaccinated	Coverage	Fully Vaccinated	Coverage	Remaining Individuals	Remaining % to 100% Vaccinated	Daily Target (10 Days)
Agoo	47,435	41,652	87.81%	25,960	54.73%	5,783	12.19%	578
Aringay	35,277	28,663	81.25%	18,777	53.23%	6,614	18.75%	661
Bacnotan	31,277	30,448	97.35%	20,616	65.91%	829	2.65%	83
Bagulin	10,002	6,010	60.09%	4,046	40.45%	3,992	39.91%	399
Balaoan	29,130	25,158	86.36%	14,417	49.49%	3,972	13.64%	397
Bangar	26,719	23,542	88.11%	14,409	53.93%	3,177	11.89%	318
Bauang	55,773	43,036	77.16%	25,986	46.59%	12,737	22.84%	1,274
Burgos	5,997	4,952	82.57%	4,204	70.10%	1,045	17.43%	105
Caba	16,382	14,423	88.04%	11,001	67.15%	1,959	11.96%	196
City of San Fernando	90,545	105,388	116.39%	80,665	89.09%	-14,843	-16.39%	-1,484
Luna	26,614	21,684	81.48%	15,080	56.66%	4,930	18.52%	493
Naguilian	40,305	31,454	78.04%	22,721	56.37%	8,851	21.96%	885
Pugo	14,636	11,718	80.06%	9,517	65.02%	2,918	19.94%	292
Rosario	41,224	32,484	78.80%	18,731	45.44%	8,740	21.20%	874
San Gabriel	13,509	10,195	75.47%	6,598	48.84%	3,314	24.53%	331
San Juan	27,642	23,480	84.94%	14,711	53.22%	4,162	15.06%	416
Sto. Tomas	29,058	23,134	79.61%	11,204	38.56%	5,924	20.39%	592
Santol	9,274	6,793	73.25%	4,215	45.45%	2,481	26.75%	248
Sudipen	12,678	10,456	82.47%	7,054	55.64%	2,222	17.53%	222
Tubao	21,354	18,616	87.18%	13,258	62.09%	2,738	12.82%	274
La Union	584,741	513,905	87.89%	343,865	58.81%	70,836	12.11%	7,084

Source of Data: Provincial Health Office (PHO)

HEALTH SERVICES: Vaccination Incentives Program

A part of strategy of the Province to encourage every kaillians to get their COVID-19 vaccines doses, PGLU launched the Vaccine Incentives Program (VIP) which started on August 2021. The PGLU VIP aims to increase the vaccination statistics in the province by incentivising LGUs with at least 80 percent of their target population inoculated until December 8, 2021. Later in September, an expanded VIP started which encouraged more people to get their jabs. This program benefits vaccinated kaillians with discounts and promos from various business establishments in the Province. In addition, the vaccinated beneficiaries were entitled with 20 percent discount on laboratory services in the district hospitals of Province. The Program continually showed good impact to the vaccination status in the Province. This pushes PGLU to level-up the VIP later in October 2021. 10 local government units (LGUs) of La Union secured 1 Million-worth of programs, projects and activities and 50,000 worth of Personal Protective Equipment (PPEs) for their frontliners. Aside from the LGUs, a total of 60 kaprobinsiaan received a P5,000-worth of food packs as part of the PGLU-VIP wherein 20 are senior citizens, 20 from the general public and 20 from the 12-17 age group.

HEALTH SERVICES: COVID-19 Shuttle Service

In support to our medical workers and other front-liners from government and private hospitals of La Union, PGLU provided three shuttle vehicles to give them free rides from the health facilities to their designated drop off points of health facilities in the different municipalities. The shuttle service started last March 16, 2020 up to the present. The route for each shuttle is: City of San Fernando to Rosario and vice versa, City of San Fernando to Burgos and vice versa, City of San Fernando to Sudipen and vice versa.

HEALTH SERVICES: Reducing Rabies Madness in the Province

In support of the national goal of achieving a rabies-free Philippines, the Provincial Government through the Office of the Provincial Veterinarian (OPVET) continuously strengthened the implementation of the rabies control program through its massive rabies vaccination and information dissemination campaign on responsible pet ownership particularly with known rabies cases.

In 2021, a total of 31,275 heads vaccinated against rabies, which was higher by 13.70 percent than the accomplishment in 2020 with 27,506 heads vaccinated (see Table 3.11). The increase could be attributed to the positive response of the Province to simultaneously conduct Advocacy Rabies Awareness Campaign and utilize the ready available rabies vaccine.

Table 3.11. Rabies Vaccination in La Union: CY 2021

Municipality	Number of Head Vaccinated			Pet Owners Served	Number of Barangays Covered
	Cat	Dog	Total		
District I					
Bacnotan	4,008	298	3,430	2,043	40
Balaoan	1,417	0	1,003	583	9
Bangar	142	11	232	133	13
Luna	1,260	3,666	1,092	649	10
San Fernando City	3,144	1,958	2,820	1,637	29
San Gabriel	339	0	115	66	1
San Juan	572	1,644	273	168	2
Santol	314	30	2	1	1
Sudipen	237	0	122	85	3
District 2					
Agoo	54	12	1,600	908	18
Aringay	630	19	3,791	1,960	35
Bagulin	0	0	902	530	20
Bauang	6,286	117	5,344	3,590	24
Burgos	76	0	95	52	2
Caba	1,730	95	2,106	901	23
Naguilian	487	57	379	240	12
Pugo	554	39	1,868	500	16
Rosario	5,495	514	515	276	31
Sto. Tomas	224	0	320	84	16
Tubao	2,492	101	1,017	557	7
Walk-In Clinets	310	43	480	286	
TOTAL	29,771	1,504	31,275	19,951	216

Source of Data: Office of the Provincial Veterinarian

Laboratory was conceptualized to provide rabies diagnosis in compliance with Provincial Ordinance No. 090-2016 otherwise known as the "La Union Rabies

Examination Center Ordinance". The Province opened the La Union Animal Diagnostic Laboratory on February 8, 2021 and fully operationalized on February 24, 2021. In 2021, a total of 10 dog head specimens were examined for confirmatory rabies test using the Fluorescent Antibody Test (FAT). Services offered are rabies examination, fecalysis on pets and livestock, skin scraping and blood chemistry analysis.



PRESERVED LOCAL CULTURE AND TRADITIONS

CULTURE AND ARTS: Cultural Development Planning Initiatives thru: Updating of Provincial Cultural Assets Database

PGLU through the La Union Provincial Tourism Office (LUPTO) initiated the conduct of site visits to tangible cultural property resources in all the 20 component LGUs of the province on January 25-27 and February 5, 8 and 9, 2021. In compliance with DILG-NCCA Joint Memorandum Order 001-2021, PGLU submitted pertinent documents required by the Philippine Registry of Cultural Properties (PRECUP) on December 15, 2021 to update the Province's Local Cultural Inventory (LCI). Further, NCCA ranked the Province of La Union as Top 9 most compliant province in terms of LCI submission nationwide.


CULTURE AND ARTS: Culture-Related Research Studies and Stakeholder Surveys and Policy Formulation and Implementation

Through the roll out of Sining Galing for Recovery and Healing, a significant number of local artists in visual and performing arts took part in the training and application phases. A total of 449 local artists and arts stakeholders participated through registration surveys wherein 268 were males and 181 were females. As part of

intensified heritage preservation and promotion initiatives of the Province, seven culture-related ordinances were implemented during the year.

CULTURE AND ARTS: Strengthening of Culture-Related Councils and Organizations

By virtue of SP Ordinance No. 294-2021 and pursuant to DILG Memorandum Circular 2017-133, PGLU now recognizes the La Union Council for Culture, Arts and Language (LUCCAL) as the official Local Culture and Arts Council (LCAC) of the Province. The oath of office of the new set of Council Members and its Advisory Committee had taken place during the 2nd Quarter Council Meeting on June 8, 2021 via video conferencing. It was also noted that La Union was recognized by NCCA as the only province in Region I with 100.00 percent having LCAC. Likewise, the Province extended technical assistance to LGU Santol and Sudipen in recalibrating their respective LCACs.



CULTURE AND ARTS: Development of Provincial Cultural Development Plan



PGLU and NCCA conducted a three-day Local Cultural Development Planning Workshop on June 8-10, 2021 with 40 stakeholders including the new set of members of reconstituted La Union Council for Culture, Arts and Language (LUCCAL). The sessions provided an avenue for the participants to draft their respective CY 2022 La Union Cultural Development Plan (LUCDP).

CULTURE AND ARTS: Assistance to LGU Cultural Mapping Initiatives

Despite the health standards and restrictions, the PGLU granted Cultural Mapping financial assistance to the Municipality of Bagulin and San Gabriel through the signing of the Memorandum of Agreement (MOA) by Gov. Francisco Emmanuel R. Ortega III, Bagulin Mayor Virigilio C. Flor, and San Gabriel Mayor Herminigildo M. Velasco on May 12, 2021 via video conferencing. The two LGUs will now join the Municipality of Bauang and City of San Fernando who are currently conducting their cultural mapping projects.



CULTURE AND ARTS: Cultural Site Preservation/Development Project

Through the program, “Bantayan ang mga Bantayan”, the National Historical Commission of the Philippines (NHCP) recognized the historicity of the 5 Watchtowers of La Union: Luna Baluarte Watchtower, Bantayan ng Bacnotan, Almeida Watchtower, San Juan Old Spanish Watchtower, and Moro Watchtower. The National Museum of the Philippines (NMP) also provided and released the declaration markers of watchtowers as National Cultural Treasure. The Declaration Marker of Almeida Watchtower in Balaoan, La Union was unveiled on June 21, 2021.



CULTURE AND ARTS: Ayat Festival and Conferment of Kampeon Ti Lengguahe

Pursuant to SP Ordinance No. 026-2012, Ayat Festival in August 2021 highlighted the relevant use, promotion and development of the local languages such as Iloko, Kankanaey, Bago and Ibaloi among stakeholders in the province. Events include the release and launch of "BANNUARMI" music video - the Iloko version of Quincentennial Commemorations of the Philippines theme song. The AVP garnered the highest views of all edited video content in PGLU Facebook page for 2021.

About 53 elementary, secondary, participants took part in the first SARIRIT: La Union History Quiz which highlighted the use of Iloko as medium for the final round questions. To cap the festival, Kampeon ti Lengguahe 2021 recognition was conferred to Ms. Djuna R. Alcantara and the Municipal Government of Agoo as individual and group winners.



CULTURE AND ARTS: Art Competition- TAWID TAOID Project Implementation

Several competitive avenues in digital, performing and visual art forms were implemented this year. "TAWID TAOID: Bridging Arts and Nature, Building Sustainable Future" envisions to be an effective, impactful and encompassing platform linking (tawid) La Union's local arts community (taoid: cultural heritage) and the government-led environment preservation program (taoid: natural heritage), focusing on awareness and promotion to encourage for private-sector supported and community-involved conservation and preservation efforts. The project's three (Kandusa, Inaig and Sirmata) components highlighted the 171st La Union Foundation Anniversary rolled-out about 246 participating artists. Moreover, MARIS TI AGLAWaU: pride of Place Mural Painting Competition "Sining Galing for Recovery and Healing: Open Space Arts component with 16 participating LGUs.

CULTURE AND ARTS: IP Week Celebration

PGLU through LUPTO rolled-out the BALLAYGI (Iloko. victory): IP Month 2021 celebration with two components. The virtual TUN-OY: PGLU IP Caravan previewed the distribution of 300 health and sanitation kits to three IP cultural communities (Bago, Kankanaey and Ibaloi) in Santol, Burgos and Pugo, as well as 21 sets of EPANAW Coffee Table Book to all component LGUs of the province.

TUNOS focused on social media and digital media engagement of indigenous knowledge, skills and practices (IKSPs). Meanwhile, the three weekly SMC cards and

a documentary on indigenous health and wellness practices garnered a total of 1,570 online audience engagements.



CULTURE AND ARTS: Establishment and Operation of La Union Museum and Art Gallery

PGLU endeavors to preserve and promote culture and traditions of La Union as a core for Stronger La Union Transformative Governance Roadmap through the establishment of Museo ti La Union: Center for the Arts, Culture and Heritage that shall provide a formal, prime, and research-based platform of the provincial tangible and intangible heritage repository for the contemporary and future times.

On November 4, 2021, The Museo's Perspective Plan was unveiled by PGLU officials led by Vice Governor Mario Ortega. The event was attended by 50 stakeholders and was widely publicized in official, local and national media platforms.



CULTURE AND ARTS: Promotion of La Union History.

As part of the preservation of La Union history, a ceremonial relaunching of the La Union History Book was held for its distribution through the project Kasanayan sa Kasaysayan. PGLU distributed 1,332 copies to stakeholders including education schools, barangays, libraries and component LGUs.

Students from 20 elementary school districts, 23 high school clusters and 12 Sangguniang Kabataan (SK) Federation Offices across the province showcased their wits on local and national history during the SARIRIT: La Union History Quiz held through hybrid events on August 26-27, 2021.



CULTURE AND ARTS: Online Culture and Heritage Promotions

In 2021, PGLU led the production of online culture and heritage promotions. The activity aimed to enhance the local community to keep abreast with these local and national culture-based festivals and events. In promotion collaterals, 34 culture and heritage-based AVPs were produced for the year in review while 1,395 copies of La Union: The Making of a Province 1850-1921 were distributed to culture, education and governance stakeholders in the province. The music video “Bannuarmi” achieved the highest viewership and the KANDUSA of Bagulin entry with 220,000 views.





Table 3.12 provides the list of significant commemorations that were celebrated and observed in the Province in 2021.

Table 3.12. Significant Commemorations Celebrated and Observed in La Union in 2021

Commemoration	Activity Date
National Arts Month (2 releases)	February 2021
Victory of the Battle of Bacsil Ridge	March 19, 2021
Araw ng Kagitingan	April 9, 2021
National Literature Month (3 releases)	April 2021
Filipino Food Month	April 2021
National Quincentennial Week	April 20-27, 2021
National Heritage Month (5 releases)	May 2021
International Museum Day	May 18, 2021
Mga Araw ng Watawat	May 28-June 12, 2021
500 th Year of Christianity in the Philippines (2 releases)	June 2021
Philippine Environment Month (11 releases)	June 2021
Birth Anniversary of Manuel E. Arguilla	June 17, 2021
National Culture Consciousness Week	July 1-7, 2021
Cultural Communities Week	2 nd week July 2021
Linggo ng Musikang Pilipino	4 th week July 2021
National History Month	August 2021
Buwan ng Wikang Pambansa	August 2021
International Day of the World's Indigenous Peoples (IP) and National IP Day	August 9, 2021
120 th Anniversary of the Appointment of La Union's First Native Filipino Civil Governor	August 15, 2021
Made in the Philippines Products Week	August 17-23, 2021
Araw ng Mga Bayani 2021 and Martyrdom Anniversary of Manuel E. Arguilla	August 30, 2021
Linggo ng Kasuotang Pilipino	3 rd week September
National Museum and Galleries Month	October 2021
Indigenous Peoples Month (5 releases)	October 2021
155 th Birth Anniversary of Gen. Antonio Luna	October 29, 2021
Quirino Day	November 16, 2021
Sesquicentennial Anniversary of the Arrival of Our Lady of Namacpacan (2 releases)	November 19, 2021

Commemoration	Activity Date
158th Bonifacio Day	November 30, 2021
Birth Anniversary of Diego Silang	December 16, 2021
125th Anniversary of Jose P. Rizal Martyrdom	December 30, 2021

Source of Data: La Union Provincial Tourism Office

CULTURE AND ARTS: Bougainvillea Propagation Project and Turn-over

Pursuant to Provincial Ordinance No. 055-2014 declaring Bougainvillea as the official provincial flower, PGLU launched the Bougainvillea Propagation Project with the aim to cultivate the plant in open, public areas in La Union.

There were 14 entries of the Bougainvillea Garden Landscape Competition. They were judged on June 15 to 16, 2021, four months after the contest was launched. The Municipalities of Caba, Naguilian and Rosario emerged as winners. The competition formed part of PGLU's Bougainvillea Propagation Project that pushes to promote and cultivate the La Union's provincial flower in public spaces.



(1st Place- Caba; 2nd Place- Naguilian; 3rd Place- Rosario)

PGLU turned over the bougainvillea cuttings to the City Government of San Fernando, Municipalities of San Juan, Luna, Balaoan, Santol, Bangar, Bauang, Naguilian, Aringay, Santo Tomas, Rosario, Tubao, Caba, and Agoo. The ceremonial turnover of bougainvillea cuttings kick starts the Bougainvillea Garden Landscape Competition.



CULTURE AND ARTS: Capacity Building Program for Culture and the Arts

Through the conduct of five online capacity building sessions, a total of 514 or 171.00 percent of the target culture and arts stakeholders were capacitated despite the restrictions and protocols. 25 INAIG document-festival finalists attended the documentary/filmmaking workshop, while 40 stakeholders including the new set of

members of reconstituted LUCAL attended the Local Cultural Development Planning Workshop. Three-component workshops held under the Sining Galing for Recovery and Healing were: MARIS ITI AGLAWLaU: Pride of Place Mural Painting Competition with 113 participants, SAMIWENG: Iloko Songs and Composition with 125 participants and LAING LA UNION: Therapeutic Performance Arts with 211 participants.

QUALITY AND ACCESSIBLE BASIC EDUCATION FOR ALL

EDUCATION: Addressing Gaps in Human Resources

The Province continued to fund the hiring of 15 PSB-funded teachers as endorsed by DepEd-La Union in order to address the manpower needs of schools particularly those teachers handling multi-grade and combination classes. Four teachers were hired in January to fill in the vacant slots in addition to the existing nine PSB teachers and the remaining slots are expected to be filled up for the opening of classes for SY 2021-2022.

Teachers are facing challenges to meet the development needs of learners through modular and blended learning approaches embracing new normal teaching. The Province through the Provincial School Board (PSB) capacitated 386 elementary school heads of the Division of La Union to enhance the learning modality "Alternative Instructional Resources" Learner Modules to address the gap in teacher needs.

EDUCATION: School Infrastructure Support

PGLU through the PSB continued to provide assistance in the improvement of school facilities with the implementation of the various projects. The Province benefited 14 schools from its Educational Facilities Development Program. Majority of projects implemented were covered courts to cater face-to-face classes, school activities such as graduation rites, recognition, programs, events, sports activities and also serve as an evacuation area during the occurrence of man-made or natural calamities. During the year in review, two school building projects were constructed in San Juan and Agoo with on-going Phase II for the both projects. In addition, 12 school covered courts and a school stage were completed which includes a 2020 carry-over project titled, Completion of Multi-Purpose Covered Court, Sto. Rosario ES, San Juan. Also, seven projects are still on-going during the period in review.

EDUCATION: Provision of Equipment to Teachers

The transition from physical classroom to distance learning needs additional resources to expand the production methodology and creativity of their pupils by using multimedia platforms. With these common concerns, the Province procured 1,506 units android tablets, which benefit identified school teachers. The Office of the Provincial Governor headed by the Honorable Governor Francisco Emmanuel R. Ortega III led the distribution of the tablets provincewide (see Table 3.13). The Province also procured 83 laptops to be distributed to identified Central Schools and Senior High Schools. Said laptops will help them maximize the utilization of technology for better educational competitiveness.

Table 3.13. Number of Schools and Teachers Benefited Provincewide: CY 2020-2021

LGU	Number of Schools	Number of Teachers
DISTRICT I	127	593
Bacnotan	17	74
Balaoan	18	78
Bangar	16	70
Luna	20	103
San Gabriel	14	64
San Juan	16	77
Santol	14	67
Sudipen	12	60
DISTRICT II	186	885
Agoo	18	122
Aringay	24	102
Bagulin	14	64
Bauang	26	123
Burgos	8	46
Caba	10	53
Naguilian	29	111
Pugo	11	55
Rosario	16	72
Sto. Tomas	15	69
Tubao	15	68
TOTAL	313	1,478

Source of Data: Department of Education (DepEd)

EDUCATION: Provision of Medical Devices and Preventive Equipment to Schools

As we take heed to health and safety, the Province procured medical devices and disinfectant equipment for elementary and secondary public schools to help them enforce minimum health protocols during face-to-face transactions and undertakings. The procured items will be distributed to the beneficiaries on the following year. The detailed breakdown is provided in Table 3.14.

Table 3.14. Schools Districts Benefited with Medical Devices and Disinfectant Equipment: CY 2021

DISTRICT/ MUNICIPALITY/CITY/ TOURISM CIRCUIT	Elementary School		Junior High School		Senior High School	
	Thermal Scanner with Alcohol Dispenser	Manual Disinfectant Sprayer	Thermal Scanner with Alcohol Dispenser	Manual Disinfectant Sprayer	Thermal Scanner with Alcohol Dispenser	Manual Disinfectant Sprayer
Northern Tourism Circuit						
Balaoan, District I	36	19	5	10	5	10
Bangar, District I	32	17	5	10	4	8

DISTRICT/ MUNICIPALITY/CITY/ TOURISM CIRCUIT	Elementary School		Junior High School		Senior High School	
	Thermal Scanner with Alcohol Dispenser	Manual Disinfectant Sprayer	Thermal Scanner with Alcohol Dispenser	Manual Disinfectant Sprayer	Thermal Scanner with Alcohol Dispenser	Manual Disinfectant Sprayer
Luna, District I	40	22	6	12	6	12
Santol, District I	30	16	5	10	3	6
Sudipen, District I	24	13	4	8	4	8
Central Tourism Circuit						
Bacnotan, District I	34	18	2	4	2	4
San Fdo. City, District I						
San Gabriel, District I	28	15	3	6	3	6
San Juan, District I	32	17	2	4	2	4
Central Eastern Tourism Circuit						
Bagulin, District II	34	18	5	10	5	10
Bauang, District II	52	29	8	16	7	14
Burgos, District II	16	9	3	6	3	6
Naguilian, District II	58	30	8	16	6	12
Southern Tourism Circuit						
Agoo, District II	36	21	6	12	5	10
Aringay, District II	48	25	5	10	4	8
Caba, District II	20	11	6	12	6	12
Sto.Tomas, District II	30	16	5	10	4	8
South Eastern Tourism Circuit						
Pugo, District II	22	12	5	10	5	10
Rosario, District II	32	17	5	10	5	10
Tubao, District II	30	16	6	12	5	10
LA UNION	634	341	94	188	84	168

Source of Data: Provincial School Board (PSB)

EDUCATION: Ensure Early Childhood Development Services Amidst Pandemic

Taking into account the negative effects of the COVID-19 pandemic, the Province ensured the provision of access to the highest Quality Early Childhood Care and Development (Q-ECCD) Program to all children aged 0-4 years most especially those belonging to the more vulnerable sector. Specifically, this project aims to: 1. Provide manipulative toys for use by parents, guardians, visiting daycare workers and/or daycare learning providers in teaching daycare children in their homes; 2. Provide learning worksheets for daycare children which they could use to practice/train upon learning concepts being discussed in their self-learning modules; and 3. Maintain quality basic education among daycare children despite the daycare from-home set up as delivered by parents and guardians.

Through the Special Education Fund (SEF), PGLU provided manipulative toys to a total of 5,563 day care children provincewide (see Table 3.15). The Province aims to ensure the continuity and sustainability of the project amidst the global pandemic.

Table 3.15. Number of Day Care Children and Centers provided with Manipulative Toys and Worksheets: CY 2021

Municipality	No. of Day Care Centers	No. of Day Care Children
Bangar	31	922
Luna	29	759
San Gabriel	24	302
Santol	21	300
Sudipen	20	400
Aringay	26	644
Burgos	13	245
Bagulin	20	430
Caba	18	430
Sto. Tomas	24	620
Tubao	17	511
TOTAL	243	5,563

Source of Data: Provincial School Board (PSB)

All programs and projects of the Provincial School Board were approved as planned and programmed for CY 2021 through PSB resolutions except for those projects that require health protocols. However, unused funds were realigned to accommodate other school requests and priority projects related to COVID-19. Despite the pandemic, the Board was able to conduct 12 online meetings as required under the Local Government Code (LGC) of 1991 to meet at least once a month. The Board approved 32 PSB resolutions during the year in review.



EDUCATION: Scholarship Program for the Tertiary Level

One of the priority programs of the Province is the La Union Educational Assistance Scholarship Program (LUEASP), which supported 1,027 deserving tertiary students for CY 2020-2021 (see Table 3.16). Majority of the grantees were under the sponsorship of the Office of the Provincial Governor, which include IP scholar students. Recipients of this program were provided with financial assistance amounting to P10,000.00 per grantee/semester.

Table 3.16. Number of LUEASP Scholars by Municipality/City in La Union: SY 2020-2021

Municipality/City	Number of Scholar SY 2020-2021
District I	
Bacnotan	39
Balaoan	24
Bangar	62
Luna	50
San Fernando City	211
San Gabriel	44
San Juan	32
Santol	10
Sudipen	57
District 2	
Agoo	52
Aringay	58
Bagulin	17
Bauang	48
Burgos	14
Caba	26
Naguilian	68
Pugo	71
Rosario	84
Sto. Tomas	48
Tubao	121
TOTAL	1,027

Source of Data: Office of the Provincial Governor

In the Province, stipend is continuously provided to science stream students in public secondary schools. This assistance was sustained despite the absence of face-to-face learning to augment the expenses of their parents for their internet connections and load allowances to be used in order to adapt with the learning modalities in the new normal. Each recipient student is entitled to P200.00 monthly. In 2021, the program benefited 2,364 beneficiaries of the said program (see Table 3.17).

Table 3.17. Number of Stipend Recipients by School and Municipality in La Union: SY 2019-2020 vs SY 2020-2021

Municipality	School	Number of Students	
		SY 2019-2020	SY 2020-2021
District I			
Bacnotan	Bacnotan National High School	157	160
Balaoan	CZCMNHS	142	152
Bangar	RSHS	567	573
Luna	Luna NHS	142	148
Santol	LUSSCA	43	49
District 2			
Agoo	PEQNHS	135	147
Aringay	Aringay NHS	158	159
Bauang	DEDGMNHS	159	167
Naguilian	Naguilian NHS	283	292

Municipality	School	Number of Students	
		SY 2019-2020	SY 2020-2021
Pugo	Pugo CS	40	78
Rosario	Rosario IS	110	148
Sto. Tomas	Sto. Tomas NHS	135	135
TOTAL		2,217	2,364

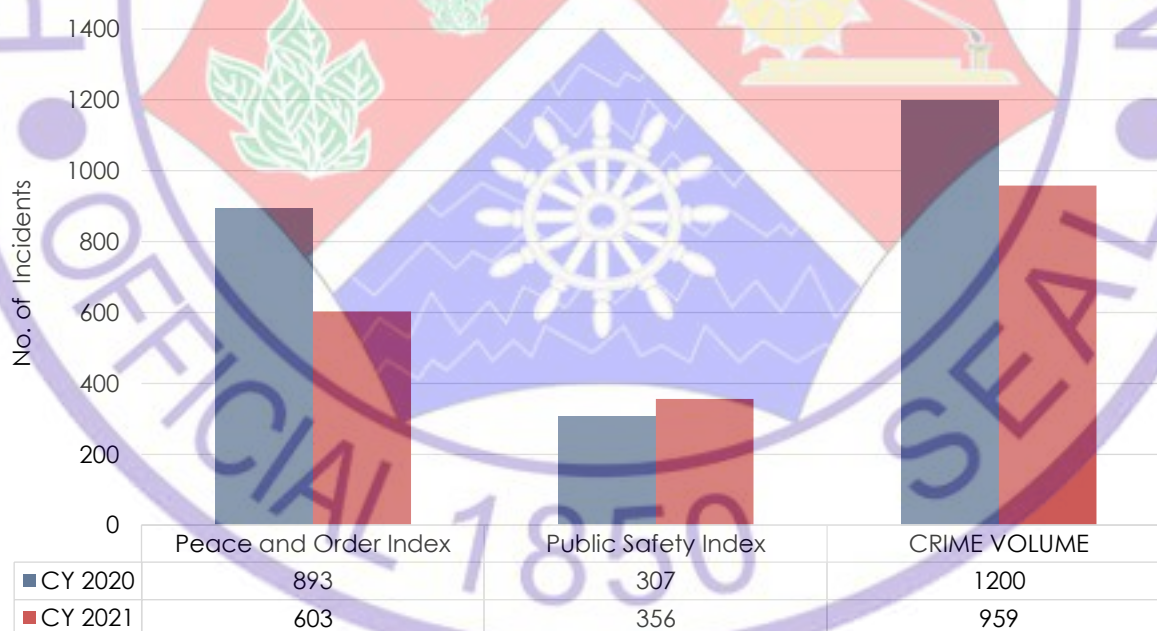
Source of Data: Provincial School Board (PSB)

UPHOLDING SAFETY AND LIBERTY OF CITIZENS

PEACE AND ORDER: Improved Peace and Order and Public Safety Situation

Ensuring peace and order is vital in maintaining economic development, social order, and political stability. In 2021, the Province of La Union remained safe, secure and peaceful. This can be attributed to the intensive campaign against criminality, insurgency and illegal drugs. Police visibility and presence of other law enforcers are felt amidst the COVID-19 pandemic through the aggressive implementation of the Enhanced Management Police Operations at the ground level. As to Crime Volume, a significant drop is observed from 1,200 incidents in CY 2020 to 959 incidents in CY 2021.

Figure 5.4. Peace and Order Index (POI), Public Safety Index (PSI) and Crime Volume in La Union: CY 2021 versus CY 2020



Source of Data: La Union Provincial Police Office (LUPPO)

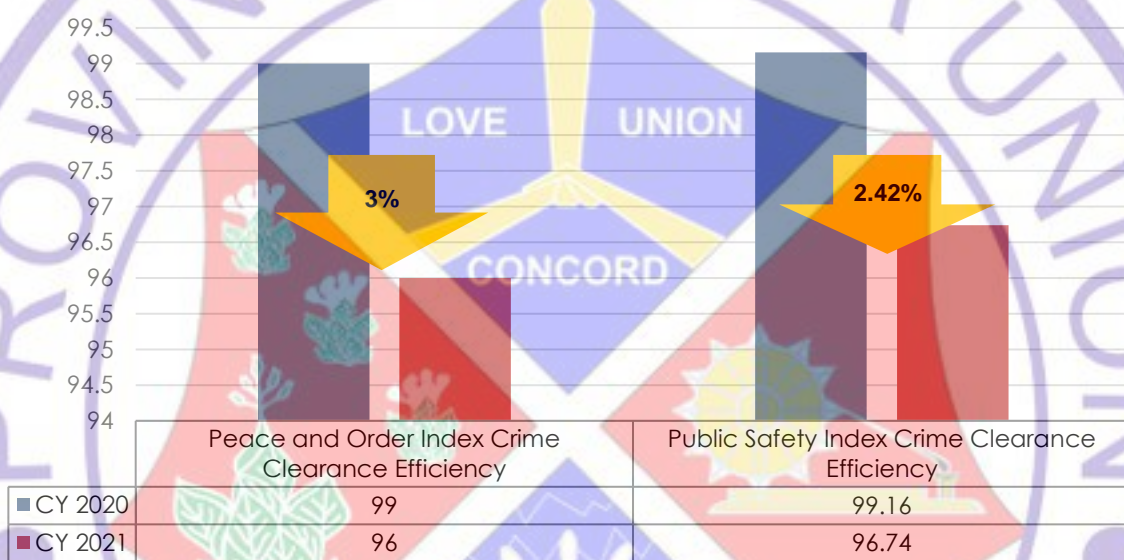
Due to the existing COVID-19 health protocols, border checkpoints were retained and Community Quarantine was strictly implemented across the region. This positively affected the occurrence of crimes in the province in favor of law enforcement as reflected in the decrease in POI and PSI.

PEACE AND ORDER: Sustaining Crime Clearance Efficiency

The province registered a slight decrease of 3.00 percent in terms of peace and order index crime clearance efficiency (CCE) from 99.00 percent in 2020 to 96.00 percent in 2021 (see Figure 5.5). Likewise, a decrease of 2.42 percent in public safety index CCE was recorded from 99.16 percent in 2020 to 96.74 percent during the period in review.

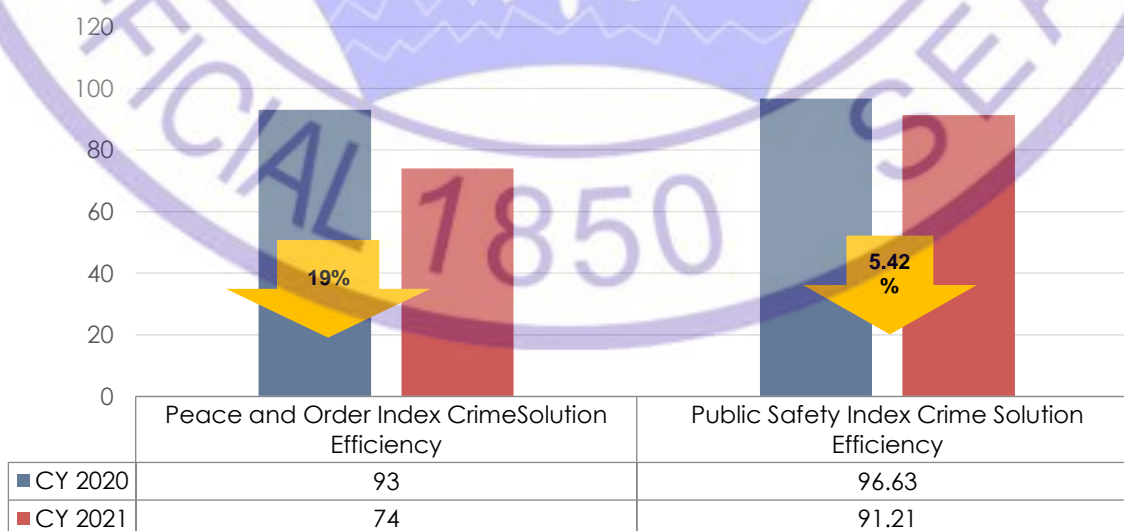
The province also recorded a total crime solution efficiency (CSE) rate of 79.78 percent or a decrease of 14.22 percent from last year's 94 percent CSE in 2020.

Figure 5.5 Peace and Order and Public Safety Index Crime Clearance Efficiency Rate (CCER) in La Union: CY 2020 versus CY 2021



Source of Data: La Union Provincial Police Office (LUPPO)

Figure 5.6. Peace and Order and Public Safety Crime Solution Efficiency Rate (CSER) in La Union: CY 2020 versus CY 2021



Source of Data: La Union Provincial Police Office (LUPPO)

PEACE AND ORDER: Working Towards a Drug-Free Province

Despite the COVID-19 pandemic, the Province of La Union, through the La Union Anti-Drug Abuse Council (LUADAC), remained committed to the national government's anti-illegal drug campaign. Eight out of the twenty municipalities including Bacnotan, Bagulin, Balaoan, Burgos, Caba, Luna, Rosario and Santol were already drug-cleared. In 2021, a total of 443 barangays or 89.42 percent barangays were cleared out of the 501 drug-affected barangays.

LUADAC also continued to support the implementation of Barangay Drug Clearing Program (BDCP), Community Based Drug Rehabilitation Program (CBDRP), Balay Silangan, and other modes of intervention to newly identified drug personalities (DPs) and or previously identified DPs, or Negation Operations in the whole province. During the period in review, a total of 40 anti-drug operations were conducted resulting to the arrest of 28 High Value Targets.

Due to the collaborative efforts of the police and other law enforcers and the community, the following were also accomplished in CY 2021:

- Maintained the absence of clandestine laboratory and marijuana cultivation in the Province;
- No monitored illegal drug activity was recorded nor received regarding elected officials in the Province of La Union; and
- No information received and no monitored movement of Narco-terrorist in the province.

PEACE AND ORDER: Model for Peace and Order and Anti-Drug Abuse Initiatives

During the year in review, the PPOC-LUADAC had accomplished the following:

- Conduct of four Quarterly Joint Meetings on March 22, 2021, June 28, 2021, September 23, 2021, and December 14, 2021;
- Approval of 2021 POPS PPAs by virtue of Joint PPOC-LUADAC Resolutions Nos. 1-6, Series of 2021;
- 2021 Peace and Order Framework by virtue of SP Resolution No. 798-2021;
- Awarding of financial assistance to eight surrenderees or former rebels amounting to Php 744,000.00 through the Enhanced Comprehensive Local Integration Program (E-CLIP) Committee during the 1st PPOC-LUADAC Joint Meeting on March 22, 2021;
- Donation of two Toyota patrol vehicles to PNP-LUPPO on April 27, 2021 to enhance the capabilities of the police stations/units under 2020 Project ARIWAWA (Alertness and Readiness Intensification by using Warning Accessories against Would-be criminal/offender Along the street);
- By virtue of SP Resolution No. 799-2021, the Province awarded 100 deserving individuals who voluntarily surrendered their firearms (Soft Hand Approach) and 10 tipsters were given P5,000.00 cash incentive each (Aggressive Approach) Under the Localized Anti-Criminality Action Plan 2021 (LACAP) Project entitled PEACE (Persuasive and Enhanced Approach in the Accounting of Loose Firearms through Community Engagement);
- Provision of support for the conduct of the Human Rights Development Program Seminar and the Criminal Investigation Enhancement Training on July

2021 which capacitated a total of 116 PNP personnel from the 20 municipal police stations;

- Provision of financial support for the conduct of the Anti-Illegal Drug Campaign Program – Barangay Drug Clearing Program Implementation and Validation of PDEA – La Union;
- Received the Anti-Drug Abuse Council (ADAC) Performance Audit Awards for CY 2019 and CY 2020 from DILG on December 10, 2021. PGLU has been a consistent National ADAC awardee since CY 2018.



The Provincial Government of La Union also continues to provide technical and financial assistance to its component local government units in strengthening their LPOCs and C/MADACS. Moving forward, PGLU allocated funds for the provision of incentives to POC/ADAC Awardees.

PEACE AND ORDER: Maintaining an Insurgency-Free Province through the Provincial Task Force to End Local Communist Armed Conflict (PTF-ELCAC)

In the face of the COVID-19 pandemic, the Province remains focused and determined to uphold our Kaprobinsiyaan's safety and liberty. With the continuous support from our governance partners and stakeholders, the Province of La Union has retained its insurgency free status and achieved the following significant accomplishments contributing to end the local communist armed conflicts:

- Provision of Support to the National Commission of Indigenous Peoples (NCIP) in addressing the government's effort to end the Local Communist Armed Conflict and increasing awareness on the plight of the Indigenous Cultural Communities/Indigenous Peoples (ICC/IPP) by virtue of SP Resolution No. 1553-2021;
- Conduct of Pulis Natin Caravan on March 2021 which included information dissemination/lecture and distribution of gift packs and hygiene kits, to 382 beneficiaries from the poorest barangays of Bauang, Rosario, Naguilian, Tubao, Sudipen, Bagulin, San Gabriel and the City of San Fernando led by the PNP – La Union Police Provincial Office;

- Conduct of Peace Education Forum on May 18-20, 2021 which aimed to enhance awareness regarding ELCAC and other peace building programs of the government attended by 1,292 education personnel initiated by the Philippine Information Agency;
- In coordination with the Armed Forces of the Philippines (AFP), the Province also conducted the following activities;
 - Conduct of Provincial Youth Leadership Summit (PYLS) participated by 50 selected youths at San Luis del Mar, Brgy. Baccuit Norte, Bauang, La Union on August 19, 2021;
 - Information Awareness Drive about COVID-19, Anti-illegal Drugs, NTF-ELCAC, Community Anti-Terrorist Awareness, Benefits of E-CLIP, Wanted NPA Terrorist and distribution of handbills and displaying of tarpaulin with the content "AYAW NAMIN SA CPP-NPAPNDF, GUSTO NAMIN KAPAYAPAAN" in the different barangays in La Union;
 - Sustainment of Community Support Program - White Area Operations in the towns of Pugo, Balaoan, and Agoo, La Union through 1) Lecture on E.O. 70 "Whole of Nation Approach", CTGs deception and infiltration, E-CLIP and presentation of wanted CTG personalities in Region 1 held at Brgy. Antonino, Balaoan, La Union on September 10, 2021; 2) Tree Planting Activity with 200 pcs seedlings planted in Brgy. San Agustin East, Agoo, La Union together with the Provincial La Union Mobile Force Company; 3) Participated in the conduct of Brigada Eskwela at San Agustin Elementary School, Agoo and Maoasoas Elementary School, Pugo, La Union;
 - Participated in the conduct of Coastal Cleanliness Drive at Brgy. Paraoir, Balaoan and Brgy. Narvacan, Sto. Tomas, La Union;
 - Provided humanitarian assistance to the affected families devastated by Typhoon Maring in the towns of Bangar and Luna, La Union and distributed 458 relief goods on October 14, 2021; and
- Conduct of the Provincial Multi-Sectoral People's Assembly (PROMUSPA) and Election of PROMUSPA Officers on December 16, 2021 at Thunderbird Resorts, City of San Fernando, La Union participated by the different members of the La Union Civil Society Organizations in collaboration with DILG RO1 and the National Task Force to End Local Communist Armed Conflict (NTF-ELCAC).



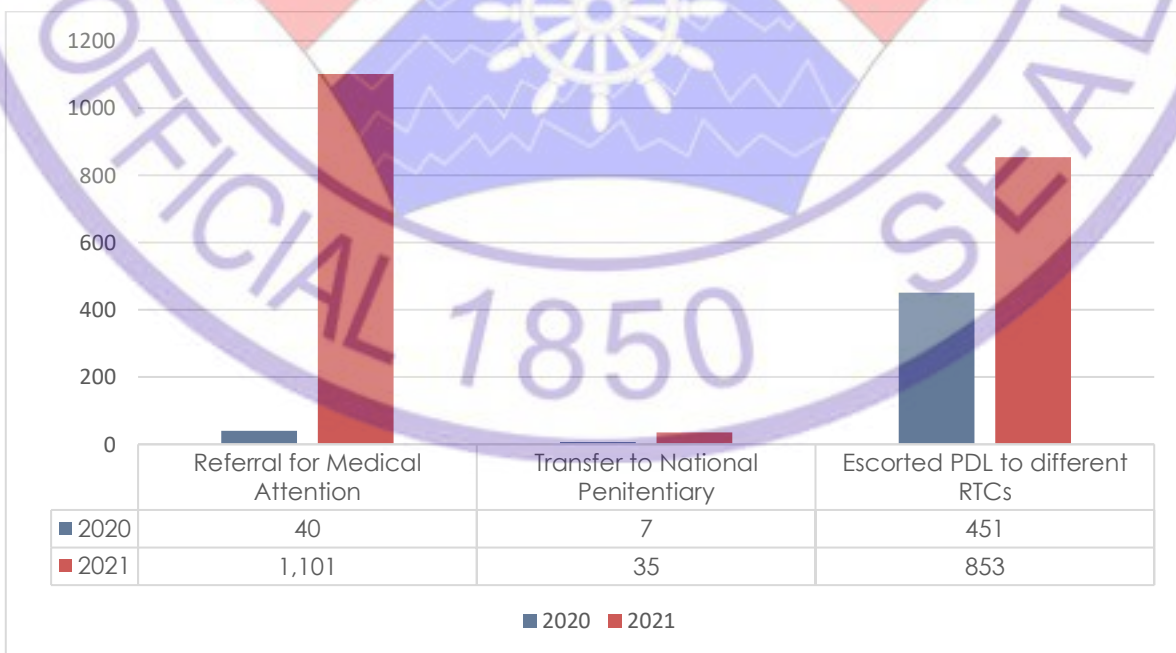


Although La Union is free from insurgency, La Union still continued to intensify its conduct of combat operations and preventive patrols to prevent the incursion of CPP-NPA-NDF from adjacent provinces.

PEACE AND ORDER: Enhanced Custody, Control, Escorting Services and Wellness

The PGLU through the La Union Provincial Jail maintained its escorting services to Prisoners Deprived of Liberty (PDL) with a total of 853 PDLs or 1.42 percent change from the 347 PDLs in 2020 (see Figure 5.7). They are escorted to different Regional Trial Courts, referred for Parole and Probation Office/PAO/NBI. About 35 PDLs were transferred to the National Penitentiary for safe and efficient services and 70 PDLs are being released. The increase of PDLs (40 in 2020 vs 1,101 in 2021) referred for Medical attention due to occurrence of health problems and the regular presence of health personnel in the vicinity. Likewise, the La Union Provincial Jail maintained its programs for the PDLs such as the regular conduct of Spiritual Enlightenment Sessions, Physical Fitness, Health Care Services and guidance and counseling sessions.

Figure 5.7. Escorting Services in La Union: 2020-2021



Source of Data: La Union Provincial Jail

DISASTER MANAGEMENT: INTENSIFY DISASTER RISK MITIGATION, PREPAREDNESS AND RESPONSE

Operations and Warning

During the period in review, the Operations and Warning Unit through the Warning and Communications Section which includes 911, NAPANAM and Rapid Emergency Telecommunication Team (RETT) had received and catered a total of 4,532 calls both from the 911 Public Safety Answering Phone (PSAP) and the hotline 0998-961-1519 wherein 3,799 or 83.83 percent of all the inquiries were in line with Travel Assistance covering the concerns of NAPANAM registration and Border Control. 135 or 2.98 percent were calls related to Emergency Response, which includes road traffic accidents, medical and other trauma emergencies. 69 were Non-Emergency Response calls and 82 were COVID-19 transport calls or 1.52 percent and 1.81 percent, respectively (see Table 3.18).

Other calls were complaints and reports related to the violation of Minimum Health Standard which were immediately addressed to the respective offices and LGUs. In summary, all calls received were addressed based on the identified needs of the caller. Calls were cataloged accordingly in order to be addressed by staff under their respective sections.

Table 3.18 Cumulative Number of Calls Received: January to November 2021

Type of Calls	Number of Calls
NAPANAM / SPASS / Travel Requirements	1,267
QCP	2,334
QCP – Verification of Documents	198
Emergency Call	135
Non-Emergency Call	69
COVID-19 Transport	82
Complaints and Reports	96
Others	190
Vaccination	59
Tourist	19
Follow-up Call	61
Repatriation – ROF / LSI	22
TOTAL	4532

Source of Data: Provincial Disaster Risk Reduction and Management Office

Administrative Support and Trainings

The Province continued to promote a disaster resilient community through virtual and face-to-face trainings for Municipalities/Agencies such as OWWA, LUPPO, PGLU-SSU, and MDRRMO Bauang. The training comprises of Emergency Medical Responders Training/First Aid Basic Life Support and Disaster Risk Reduction and Management Awareness training for technical skills to enhance their knowledge and skills in preparation for any hazard and disastrous events. PGLU through the PDRRMO, recorded 107 graduates from the training courses offered. In addition, webinars were conducted by the Office of Civil Defense Region 1 to ensure personnel were

equipped with full knowledge and skills in responding to any events in the province that can harm every constituent.

Research and Planning

This unit consolidates local risk information and databases (natural hazards, vulnerabilities, local risk maps), conducts research and development initiatives, formulates and implements Local DRRM Plan in conformity with the existing multi-level framework and policies, formulates and submits annual LDRRMO plan, budget and other proposed programs, and submits reports pertaining to the utilization of LDRRM funds. Furthermore, the Province had formulated different Disaster Risk Reduction Management Plans and Emergency Operations Center, such as: Provincial Disaster Risk Reduction and Management Plan (PDRRMP), Provincial Disaster Response Plan (PDRP), Provincial Contingency Plan (PCP), Provincial Service Continuity Plan (PSCP) and Emergency Operation Center (EOC) Manual.

DISASTER PREPAREDNESS: Operability of the La Union POS - EOC Building

Proposed in 2016, the construction of La Union Peace, Order and Safety - Emergency Operations Center (LUPOS - EOC) commenced in 2018, and on December 15, 2021, it was eventually inaugurated to the Provincial Disaster Risk Reduction and Management Office. LUPOS - EOC is located in Brgy. Sevilla, San Fernando City, La Union.



DISASTER RESPONSE: Enhanced Mobility for Disaster Response

The Provincial Government procured Disaster Response Vehicles amounting to ₱39,240,000.00 for 36 barangays in Balaoan, La Union. These response vehicles will improve the response of the barangay responders to incidents such as trauma and medical cases. In addition, PGLU will conduct an Emergency Medical Responders Training for the beneficiary barangays to boost their familiarity and skills in emergency response.

DISASTER RESPONSE: Pre-Disaster Risk Assessment Activities

The Province recorded a total of six weather disturbances in the period in review and were responded accordingly. The Table 3.19 presents the report on the actions taken before the occurrence of the weather disturbances.

Table 3.19. Pre-Disaster Risk Assessment Data in La Union in 2021

Name of Weather Disturbance	Date of Occurrence	Preparedness Measures	Monitored Incidents	Deployments
DANTE	June 3, 2021	Activation of Emergency Operation Center (EOC) on BLUE ALERT Continuous monitoring of AOR thru LDRRMOCs	No reported incidents	No significant deployment
SouthWest Monsoon (SWM) Enhanced by TC FABIAN	July 23, 2021	Activation of Emergency Operation Center (EOC) on BLUE ALERT and raised to RED Continuous monitoring of AOR thru LDRRMOCs	43 reported incidents of flooding and landslides and other related eventualities	- 1 RDANA Deployments - 1 SAR Deployment at Aringay - 1 Relief Operation at 1st District
JOLINA	Sept. 6, 2021	Activation of Emergency Operation Center (EOC) on BLUE ALERT Continuous monitoring of AOR thru LDRRMOCs	No reported incidents	No significant deployment
KIKO	Sept. 8, 2021	Activation of Emergency Operation Center (EOC) on BLUE ALERT Continuous monitoring of AOR thru LDRRMOCs	7 reported incidents of flooding and landslides and other related eventualities	No significant deployment
LANNIE	Oct. 4, 2021	Activation of Emergency Operation Center (EOC) on BLUE ALERT Continuous monitoring of AOR thru LDRRMOCs	No reported incidents	No significant deployment
MARING	Oct. 11, 2021	Activation of Emergency Operation Center (EOC) on BLUE ALERT and raised to RED Continuous monitoring of AOR thru LDRRMOCs	30 reported incidents of flooding and landslides and other related eventualities	-7 RDANA Deployments -8 SAR Operations -1 cleaning Operation -1 Relief Operation

Source of Data: PDRRMO Situational Reports on Weather Disturbances 2021

DISASTER RESPONSE: Rapid Damage Assessment and Needs Analysis

Among all weather disturbances that occurred in 2021, three weather disturbances had significant impact in the province; Southwest Monsoon Enhanced by TC FABIAN, TC KIKO and the recent STS MARING which occurred on October 11, 2021. The

topmost identified need during these eventualities are Food and water supplies, Hygiene and sleeping kits and Shelter assistance. Table 3.20 presents the Damage Assessment and Needs Analysis Matrix of La Union in occurrence of weather disturbances.

Table 3.20. Damage Assessment and Needs Analysis Matrix of La Union in 2021

Name of Weather Disturbance	Date of Occurrence	Affected Population	Damaged Houses	Needs Analysis
Southwest Monsoon Enhanced by TC FABIAN	July 23, 2021	65 Barangays	6 Totally 134 Partially (Total: 140)	- Food and water supply, hygiene kits, sleeping kits and shelter assistance - Alternate Isolation Facilities
		3,394 Families		
		11,976 Individuals		
KIKO	Sept. 8, 2021	7 Barangays	0 Totally 0 Partially (Total: 0)	- Food and Water supply - Power supply
		765 Families		
		2,742 Individuals		
MARING	Oct. 11, 2021	433 Barangays	294 Totally 7,143 Partially (Total: 7,437)	- Food and water supply, hygiene kits, sleeping kits and shelter assistance
		84,686 Families		
		304,354 Individuals		

Source of Data: PDRMO Situational Reports on Weather Disturbances 2021

DISASTER RESPONSE: Post Damage Assessment and Needs Analysis Activities

The province experienced an incremental weather condition brought by the southwest monsoon enhanced by tropical cyclone FABIAN in 2021, which lead to significant impact in population, and even in the sectors of infrastructure and agriculture. On the other hand, STS Maring directly affected the Ilocos Region, specifically the provinces of Ilocos Sur and La Union. With the initiative of the Office of the Civil Defense Region 1 and other regional Line agencies, Post Damage and Needs Analysis (PDANA) was conducted to further assess the damages for the formulation of Rehabilitation and Recovery Plan for the areas which are severely affected by STS MARING. Table 3.21 presents the Post-damage Assessments and Needs analysis of La Union in occurrence of weather disturbances.

Table 3.21. Post-damage Assessments and Needs Analysis Matrix of La Union in 2021

Name of Weather Disturbance	Est. Cost of Damage on Infrastructure Php ('000)	Est. Cost of Damage on Agriculture Php ('000)	Cost of Assistance Php ('000)	Declaration of State of Calamity	Early Rehabilitation and Recovery Plan/Activities
Southwest Monsoon Enhanced by TC FABIAN	125,000.00	7,275.71	726.92		- Emergency Shelter Assistance and other programs (PSWDO) - Repair and Reconstruction of Damaged Infrastructures (PEO)

Name of Weather Disturbance	Est. Cost of Damage on Infrastructure Php ('000)	Est. Cost of Damage on Agriculture Php ('000)	Cost of Assistance Php ('000)	Declaration of State of Calamity	Early Rehabilitation and Recovery Plan/Activities
MARING	1,342,540.00	616,678.62	43,053.20	Resolution no. 1413-2021	- Emergency Shelter Assistance and other programs (PSWDO) - Repair and Reconstruction of Damaged Infrastructures (PEO) - Seed Assistance Program(OPAg)

Source of Data: PDRRMO Situational Reports on Weather Disturbances 2021

The STS Maring dealt a lot of damage to both the Infrastructure and Agriculture Sector in the province. Due to this circumstance, the Province of La Union was provided with assistance amounting to ₱43,053,201.00 coming from different NGAs, NGOs, LGUs, and even Barangays. Table 3.22 presents the breakdown of Cost of Assistance from different sources.

Table 3.22. Breakdown of Cost Assistance for Typhoon Maring

District	LGU	DSWD	PGLU	BRGY.	NGO
DISTRICT I	6,590,961	19,676,460	4,358,075	146,660	941,850
DISTRICT II	2,005,781	4,881,450	2,961,564	26,900	1,463,500
TOTAL	8,596,742	24,557,910	7,319,639	173,560	2,405,350

Source of Data: PSWDO Disaster Operation Status Report

Quarantine Control Points (QCP)

The Province provided tents or Temporary Shelters to all Quarantine Control Points (QCP) in the seven identified border entries in the Province of La Union. It serves as a shade and remote office to all QCP personnel in the strict implementation of the border control protocols. Maintenance of evacuation and isolation centers were also done to ensure safety of Quarantine Health Workers. Furthermore, communication links between the Quarantine Control Point and Emergency Operations Center were established to improve implementation of COVID-19 Border Entry Protocols in which effective information collection and sharing has been a challenge for the PDRRMO during COVID-19 disaster operations.

MAINTAINED ECOLOGICAL INTEGRITY

ENVIRONMENT: Mitigating Climate Change through Expanded Forest Cover

In 2021, the Province strengthened the La Union Greening Program to sustain the reforestation and livelihoods of the citizenry and to enhance climate change mitigation and adaptation in the province down to the local levels. The implementation of Enhanced National Greening Program served as a climate change mitigation strategy nationwide.

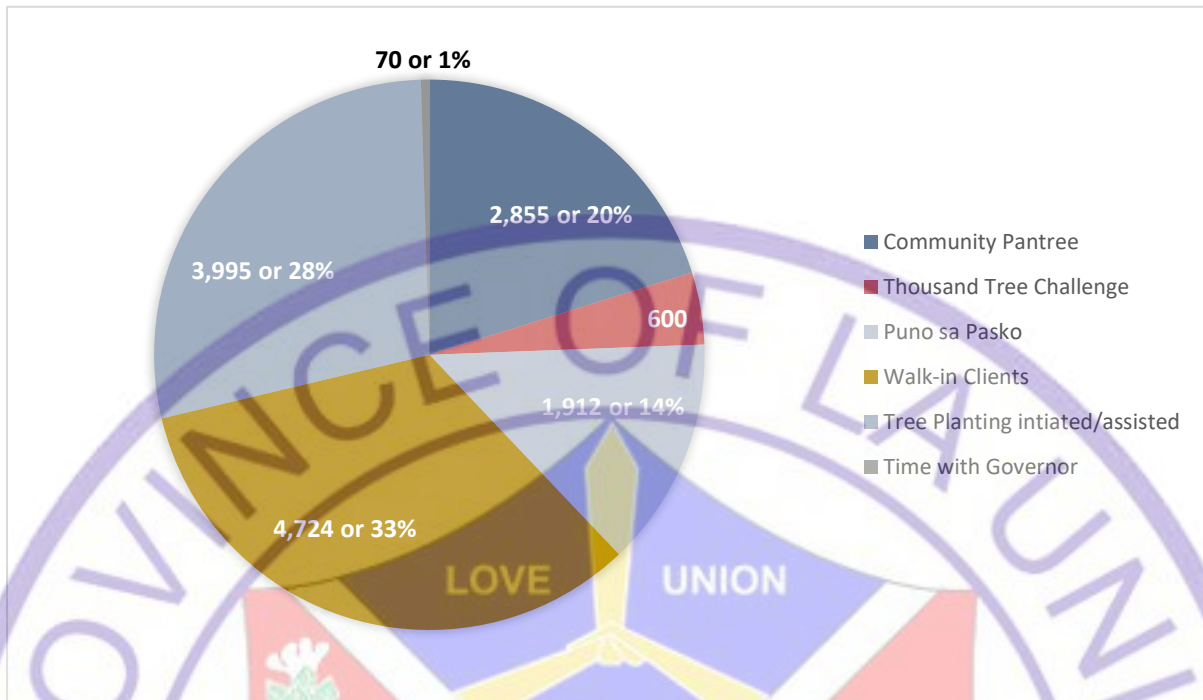
During the year in review, a total of 50,641 seedlings of different species or 112.00 percent against the target of 45,000 were propagated/produced (see Table 3.23). On the same period, 13,212 or 26 percent assorted fruit-bearing, forest, mangrove and bamboo were distributed in support to the various environmental activities like #KalikasanNamanCampaign, Time with Gov: Stronger Ties with the Component LGUs, Online Weekend Market dubbed as "SALU-SALO: Saluad La Union para Serbisio, Agri-Tourismo, Lako ken Oportunidad, Tree Planting, Thousand Tree Challenge Project, Community Pantree (CPT), Puno sa Pasko, Walk-in clients.

Table 3.23. Seedling Propagation/Production and Distribution in La Union: 2021

Tree Species	Production (No.)	Distribution (No.)	Tree Species	Production (No.)	Distribution (No.)
Forest Trees			Fruit Trees		
Acasia	24	1	Anonas	380	116
Adaan	100	115	Atis	934	114
Alibangbang	680	270	Avocado	394	240
Agoho	1,066	7	Cacao	717	448
Arangin	3,373	44	Carmay	3	
Balitbitan	20	385	Cashew	355	182
Banaba	7		Cherry	15	3
Bani	3,016	229	Chico	160	146
Bittaog	3,573	20	Chesa		356
Candaroma	701	10	Chess Nut	40	305
Damortis	1,465	3	Dates	140	
Dao	191	77	Duhat	4,957	222
Dalipawen	382	583	Granada	0	8
Fire Tree	530	20	Guava	30	3
Golden Shower	598	237	Guayabano	967	92
Ipil	60	240	Jackfruit	736	481
Kalumata	240	73	Katuray		14
Kantingen	175	20	Kalumpit	2,128	
Kupang	750	136	Lanzones	7	20
Mabolo	888	272	Lyche		7
Molave	3,129	178	Longgan	82	
Narra	3,020	1,597	Macopa		9
Neem Tree	1,874	110	Mango	96	134
Pamittaogen	1,020	66	Miracle Fruit	5	
Payeng	19		Pias	120	37
Pakak	1,351	656	Pomelo	220	30
Rain Tree	507	7	Rambutan	1,991	1,621
Teak	120		Santol	468	166
Ubien	820	1	Star Apple	170	105
Umbrella Tree	1,002	9	Tamarind	2,700	1,886
Yakal	10	30			
Bamboo			Mangrove		
Bayog		130	Bakawan	347	539
Giant		2	Avecinia	389	43
Kiling		109	Saging-Saging	1,026	53
Yellow Bamboo	163	185	Tui	150	10
			TOTAL	50,641	13,212

Source of Data: PG-Environment and Natural Resources Office

Figure 5.8. Seedling Distribution per Activity: CY 2021



Source of Data: PG-Environment and Natural Resources Office

In celebration to the La Union Arbor Day (Provincial Ordinance No. 034-2012), a Tree Planting Activity and Clean-up Drive was conducted in collaboration with the Municipalities of Bauang, Bacnotan and San Juan in partnership with the Multi-Sectoral Governance Council (MSGC), HOLCIM Philippines, Bantay Dagat, Barangay Officials, Community and Private Citizens.

A total of 150 mangroves were planted at Maragayap River, Galungen, Bacnotan while 300 mangroves were planted in Eco Pack, Parian Oeste, Bauang and 100 assorted fruit bearing trees were planted in Agoo. As per monitoring report, a 78.00 percent survival rate and 22.00 percent mortality rate were recorded due to the effects of high tide, drowning and soil erosion. As part of the Kalikasan Naman Campaign, about 10 Tree surgeries were conducted to save and prolong the lifespan of trees.



ENVIRONMENT: Integrated Social Forestry Program

The Provincial Government of La Union through the Environment and Natural Resources Office strengthened its forest protection initiatives and focused largely on conservation, protection, and rehabilitation of the province forest to sustain its cover. In 2021, PGLU through the Integrated Social Forestry (ISF) Program awarded a Certificate of Stewardship Contract (CSC) to 1,895 individuals/families occupying or tilling portions of forest lands within the established Community Based Forest Management (CBFM) for 55 barangays covering an area of 1,533 hectares (see Table 3.24). ISF aims to maximize land productivity, enhance ecological stability and improve the socio-economic conditions of forest occupants and communities. With the continuous assessment and monitoring conducted to ISF-CSC holders, PGLU evaluated 12 barangays or 85.00 percent (1,611) of the 1,896 beneficiaries for renewal of CSC.

Table 3.24. ISF-CSC Coverage in La Union: 2021

LGU	Covered Barangays	Number of Beneficiaries	Area (Hectares)
San Fernando City	5	251	75.624
San Juan	6	228	184.94
San Gabriel	1	2	0.617
Sudipen	2	37	33.29
Agoo	13	553	618.69
Aringay	6	233	112.88
Bagulin	2	47	36.59
Bauang	7	185	79.68
Burgos	1	14	22.828
Caba	6	187	75.624
Rosario	3	88	111.72
Tubao	3	70	200.95
TOTAL	55	1,895	1,553.422

Source of Data: PG-Environment and Natural Resources Office

ENVIRONMENT: Integrated Solid Waste Management Program and Monitoring

The Province through ENRO in partnership with the Department of Environment and Natural Resources-Environmental Management Bureau (DENR-EMB) mandated the monitoring of the implementation of the 10-year solid waste management plan in the province. As of 2021, 100.00 percent of the component LGUs complied with the National Solid Waste Management Commission or RA 9003 or also known as the Ecological Solid Waste Management Act of 2000.

The "SoLUsyon sa PoLUsyon" was implemented by the Province in 2021 as an strategic initiative to ensure all component LGUs establish their own sanitary landfill facilities by 2023 as signified in the 10-year provincial solid waste management plan. In 2021, 80 percent or 16 out of 20 component LGUs have established their respective sanitary landfill facilities (see Table 3.25). The Municipalities of San Juan, Tubao, and Bagulin were in the process of securing their Environmental Compliance Certificate (ECC) and

other requirements while Burgos is still in the process of site location suitable for the project.

Table 3.25. Status of Waste Disposal Facility and Management in La Union

LGUs	Establishment of Waste Disposal Facility		
	Life span	Year Started	Volume of Waste Disposed
Bangar	11	2009	No answer
Bauang	10	2018	No answer
Aringay	3	2021	0.435
Burgos	-	-	No answer
Luna	20	2009	4
Naguilian	10	2009	No answer
Caba	-	-	No answer
Pugo	20-30	2021	10
San Gabriel	10	2019	4.50
Santol	24	2020	No answer
Balaoan	25	2008	15
Bacnotan	127	2008	1,955kg/day
City of San Fernando	30	2005	60,000
Sto. Tomas	-	-	No answer
Bagulin	-	-	No answer
San Juan	None	-	No answer

Source of Data: PG-Environment and Natural Resources Office

There was a reduction of waste diversion rate of 78.00 percent in 2021 from 80.78 percent in 2020 due to the disruption of waste segregation since COVID-19 pandemic occurs.

With the growing volume of special wastes particularly on the healthcare wastes due to the enforcement of minimum public health standards threat caused by COVID-19, monitoring management and disposal of special wastes (disposable face masks and PPEs) were given emphasis. The Provincial Government of La Union secured its Hazardous Waste Generator Registration Certificate (HWGRC). Among the 20 component LGUs, only two LGUs, Bacnotan and City of San Fernando, have entered into MOA with private treatment, storage and disposal (TSD) facility for the proper management of their special wastes. The rest of the LGUs have built septic vault/drums and storage facilities to temporarily store their special wastes.

Moreover, the Province continues in educating the people to be informed and be prepared for proper management of wastes specially COVID-19 related wastes. PGLU through PG-ENRO conducted a Special Waste Management by Environmental Awareness Campaign on January 27, 2021 via videoconferencing which participated by component LGUs.

Meanwhile, the Province also launched its project called "Project ECHO" which stands for Ecobricking Challenge at Home in On! This project intended to promote COVID-free, clean and healthy communities during the quarantine period. The project aimed to empower individuals to take care of their own wastes at the source,

to promote plastic litter-free environment and waste diversion strategy through Ecobricking.

Aside from the Project ECHO, other special programs under solid waste management were also conducted in 2021 (see Table 3.26).

Table 3.26. Special Programs Conducted under Solid Waste Management: CY 2021

Program	Date	Activity Conducted
#KalikasanNaman	January 30, 2021	Clean-Up drive at Agoo Eco-Park, Brgy. Sta. Rita Central, Agoo
Clean Coast Project	July 15, 2021	Two-year period Plastic recovery and recycling
Baroro River Clean-Up Drive in San Juan, La Union	November 20, 2021	Clean-up drive along the river banks of Baroro River participated by 730 volunteers to prevent wastes materials from reaching the ocean.

Source of Data: PG-Environment and Natural Resources Office

The Province also continually evaluated the status of the implementation of the Establishment/Maintenance of Sanitary Landfill Facilities, Creation of Municipal/City Environment and Natural Resources Offices, Operational Management of Materials Recovery Facilities (MRFs), and Special Wastes Management.



In terms of environmental recognitions, PGLU received two awards during the 5th Ecological Solid Waste Management Summit on June 22, 2021 (Tuesday) via videoconferencing. The first award recognized the Provincial Government of La Union (PGLU) for being the first province in Region 1 to attain 100% approval of all LGU 10-year Solid Waste Management Plans and outstanding practices on solid waste management pursuant to the provisions under the Republic Act 9003 or the “Ecological Solid Waste Management Act of 2000.” The second award recognized the PGLU for the 100% compliance on Section 37 of RA 9003.



ENVIRONMENT: Waste Analysis and Characteristics Study (WACS)

The Province in partnership with the Department of Science and Technology-Industrial Technology Development Institute (DOST-ITDI) conducted training on Waste Analysis and Characterization Study (WACS) via videoconferencing, 20 component LGUs and PG-ENRO technical personnel are participants.



Waste Analysis and Characterization Study (WACS) is an essential tool for the development and updating of the 10-Year Solid Waste Management Plan of LGUs. It provides baseline information for LGUs to monitor and evaluate performance of solid waste management programs and activities.

Data from WACS can be used in setting targets and identifying appropriate programs and strategies for specific needs of LGUs. It also aids in the designing of solid waste management facilities such as sanitary landfill facility, material recovery facility and vermicomposting facility.

ENVIRONMENT: Wastewater Management Monitoring in District Hospitals

The Provincial Government of La Union through PG-ENRO in partnership with PHO, PEO monitored the solid waste management of the 5 district hospitals and one provincial hospital.

In view of the new normal situation of the country due to COVID-19 threat, the PG-ENRO adapted a self-monitoring activity in lieu of the actual field monitoring, inspection, and other activities which may not be physically possible as it may pose risk due to COVID-19 pandemic.

For non-solid wastes, the Province conducted investigations to the alleged report on illegal disposal of wastewater from households in order to prevent direct discharge of wastewater to the bodies of water that is harmful to our environment and ecosystem.

The activity was conducted in Brgy. Poro, City of San Fernando on August 11 and 25, 2021.



ENVIRONMENT: Mines and Geosciences Services (MGS)

The Province facilitated the issuance of permits, field verifications, investigations and regular monitoring, other operational functions and joining of different groups and committees including Multi-Partite Monitoring Team (MMT), Mine and Rehabilitation Fund Committee (MRFC), Provincial Mining Regulatory Board (PMRB), and La Union Anti-Illegal Taskforce (LUAQTF). In 2021, Eleven mining permits with five-year validity were issued, 41 approved mining permits with one-year validity were issued and 27 mining permit applications are on-going. During the year in review, 22 regular monitoring, 28 investigations, 3 spot monitoring thru TWG, 264 spot monitoring thru QMT and 1 spot inspection were conducted.

ENVIRONMENT: Water Resources Management and Development

The Province continued to address the problems on the quality and scarcity of water. In 2021, several programs and projects were implemented to ensure clean fresh water sources for the people of La Union. These include "Piesta ti Karayan Amburayan"; this activity aimed to sustain the protection, conservation, management, and rehabilitation of the river systems. 850 assorted seedlings were donated to nine LGUs by a private organization and a public institution.

Water Quality Monitoring activities were also conducted to establish water sampling stations for water quality testing for freshwater cleanliness. Nineteen sampling stations were established as of the period in review wherein 11 are situated in Naguillian River System and 3 stations situated in Lower Amburayan River System. A total of six water quality monitoring and sampling activities were conducted during the period of review. Moreover, Ground Water Resource and Vulnerability Assessment activities were also conducted in 2021 to help in the solution to the scarcity of water thru water out-sourcing and technological interventions.

ENVIRONMENT: Coastal Resources Management

Aside from the fresh sources of water, Coastal and Marine Resources was taken into consideration and different programs, projects and activities were implemented during the period in review. The Balaoan-Bacnotan-San Juan Marine Protected Area Network (BalBaSan MPAN) regularly conducts quarterly meetings discussing on the formulation of vision, goals, mission and objectives and outlining strategic action plan,

and scheduling of trainings and workshops. A two-day planning workshop for the 2022-2026 BalBaSan MPAN Strategic Management and Action Plan was held at Puerto de San Juan Resort and Hotel, San Juan on August 24-25, 2021.

Moreover, a Basic Scuba Diving Training for Coastal Resources Management (CRM) Focal Persons (2nd Batch) was conducted last November 9-13, 2021 which was attended by six trainees. Speaking of which, the Province has conducted an underwater clean-up activity dubbed as "SCUBASurero" as a part of the International Coastal Cleanup (ICC) Day on September 18, 2021. 12 participating divers collected a total of seven kilograms of garbage from the waters of Brgy. Baybay, Cabaroon, Narvacan, Sto. Tomas, La Union.

The Province developed the Provincial Foreshore Development and Management Plan (PFDMP) and Integrated Coastal Management (ICM) to better protect, conserve and manage the resources in foreshore areas in La Union. In addition to the main activities of the Province for coastal and marine management, intervening activities were also implemented. A consultation meeting was conducted on July 1, 2021 in preparation for the Bauang Bakawan Ecotourism Park, a 127-hectare accreted land, as a national reserve. Also, the two-day Luna Pebble Underwater Assessment and Validation was conducted to verify and protect the remaining pebble deposits of Luna for more sustainable extraction process of pebbles in the area.

In addition, a simultaneous clean-up activity was conducted last November 23, 2021 which titled as #KalikasanNaman: IBTURISMO 2021. 1,098 individuals from NGAs, barangay councils, LGU employees and other volunteers collected a total of 2.70 tons of residual wastes. Another intervening activity was the Artificial Reef Deployment conducted on April, 23, 24, 25, and 29, 2021. The deployment of the artificial reefs will benefit a total of 777 registered fisher folks to which 207 in Balaoan, 350 in Bacnotan and 220 in San Juan.

ENVIRONMENT: Air Quality Management

The Province also spearheaded activities and programs for the intensified monitoring and management of air quality in. A consultative meeting with Environmental Management Bureau Regional Office I (EMB-I) was held to tackle about the guidelines and legal basis on the designation of an airshed in the Philippines and the present air quality status of the City of San Fernando, La Union including EMB's recommendations for the management of air quality in the Province.



In partnership with Land Transportation Office Regional Office I (LTO RO1), EMB I, and LGUs of Bauang and San Juan, the Province had conducted random roadside anti-smoke belching campaigns last June 18 and November 10, 2021. The activity supports the promotion of Republic Act No. 8749 also known as the Philippine Clean Air Act making people aware of vehicular factors on air pollution in the province. In San Juan, 57 out of 66 vehicles passed the emission testing while 68 out of 74 vehicles passed the same test in Bauang.

ENVIRONMENT: Special Environmental Regulation and Advocacies

In support to the continuous quality management for the eco system, PGLU celebrated national celebrations for environmental awareness and campaign during the year in review (see Table 3.27)

Table 3.27. Special National Environmental Celebrations: CY 2021

Event	Date	Activity Conducted	Participating Bodies
National Zero Waste Month	January 22, 2021	"Pagna Pagna para iti Basura" beach fun walk and coastal clean-up drive	PGLU and LGU San Juan
World Wetlands Day	February 2, 2021	Environmental reconnaissance cum clean-up at Bauang Mangrove Eco Park	PGLU
International Day of Forest and World Water Day	March 21, 2021	Planting of 150 native forest and fruit trees along the ways of Tangadan Falls	PGLU and Community nearby Tangadan falls
Earth Hour	March 27, 2021	Virtual energy conservation promotions through pre-recorded light off events in Provincial Capitol and City/Municipal Hall of 20 component City/Municipalities	PGLU and 20 LGUs
Earth Day	April 2021	Water sources assessment at Brgy. Dasay and Nagsabaran, San Juan, La Union	PGLU in partnership with a Multi-Sectoral Governance Council Consultant
Month of the Ocean (MOO) and International Biodiversity Day (IBD)	May 28, 2021	SCUBASurero activities in selected marine protected areas in Bauang Marine Reserve and Kasay Sanktwayo in Canaoay, City of San Fernando	PGLU and LGUs of Bauang and City of San Fernando
Arbor Day	June 7, 2021	Bamboo planting activity conducted along riverbank at Bucayab, Bauang, La Union	PGLU, Sangguniang Panlalawigan, Municipal and Barangay LGU and Quarry permit holders of Bauang
Environment Month	June 24, 2021	Duathlon activity (bike and run) conducted in Poro Point Baywalk participated by 30 registered PGLU employees	PGLU
International Coastal Clean Up Day	September 18, 2021	Coastal clean-up of 5 kilometer shoreline participated by 137 volunteers	PGLU and LGU Sto. Tomas
Environmental Awareness Month, Clean Air Month and Climate Change Consciousness Week Celebration	November 20, 2021	Virtual Environment Summit attended by 283 zoom attendees. The summit was also live streamed via Facebook	PGLU and major colleges and universities in the Province
National Bicycle Day	November 28, 2021	Conduct of fun bike ride, promoting a pollution free mode of transportation. 14 participating bikers traversed the route from Bacnotan Municipal Hall to the Municipality of Luna.	PGLU

Source of Data: Environment and Natural Resources Office

ENVIRONMENT: Environmental Management Coordinators Initiatives

Special Programs highlight environmental awareness initiatives such as conduct of regular meetings of Environmental Management Coordinators (EMC) including collaboration activities, study research and implementation of special projects. With the aim to provide technical assistance to all Environmental Officers in all component LGUs, WACS training was conducted in preparation for the updating of the Provincial 10-Year Solid Waste Management Plan. The Province also initiated a Study Research Activity which proposed a Special Project on Renewable Energy to promote renewable energy through the use of solar power technology.

The Social and Environmental Safeguards (SES) is one of the project support components of PRDP to ensure that subprojects to be implemented are not only technically, economically and financially viable, but are also socially and environmentally sound and sustainable. In CY 2021, the Province assisted six proposed projects in the preparation and completion of requirements for the SES aspect of the Feasibility Study wherein two of the written FS write-ups reached to be reviewed by the National Project Coordination Office of PRDP.

ENVIRONMENT: Linkaging and Network

The Province thru ENRO is a member of International Council for Local Environmental Initiatives (ICLEI) a global network of local and regional governments which are committed to sustainable development. In relation to the goals of the organization, IEC Campaign for Climate Change Adaptation and Mitigation Program was proposed.



ENVIRONMENT: Bio-Rescue

During the year in review, three Bio-Rescues were conducted which serve as an avenue to help fauna that are in distress as part of biodiversity management and conservation programs of the Province of La Union. The first bio-rescue was the release of Olive Ridley turtle hatchlings with SIF-CURMA, followed by the Rescue and Rehabilitation of Brahminy Kite (Eagle Bio Rescue) and lastly, Beehive Colony Removal.



MOVING FORWARD

The Provincial Government of La Union sustained an effective approach of community action since the start of the COVID-19 pandemic. The delivery of basic services to the public never unchanged, the continued roll-out of the vaccines as the key instrument for the resiliency of the province that responded to this global health crisis. Envisioning the Province as the Home of Empowered and Resilient People, PGLU will improve the access to affordable and safe housing, provide proportional access to vulnerable sector, enhance the integrated health service delivery, ensure quality and accessible education for all, preserve and promote culture and traditions, uphold the safety and liberty of citizens, intensify the disaster risk mitigation, preparedness and response, maintain ecological integrity, and accelerate strategic development of disaster and climate resilient infrastructure.

In providing proportional access to vulnerable sectors, PGLU will establish a service delivery network, promote medical/dental services, and good nutrition program, and implement the PGLU Saluad Salun-at Medical Outreach Program, COVID-19 Response, Recovery and Rehabilitation Program, and Expanded Immunization Program, among others.

Taking into account the current situation, the Province takes the education sector as a priority. In this account, PGLU will continue to implement the Provincially Funded Manpower Augmentation Program, Brigada Eskwela, and Learning Resources Upgrade, conduct Capability Training Workshop on the Development of Contextualized Reading Enhancement Activity Sheets in all Subject Learning Areas, and implement the Educational Facilities Development Program, School Site Ownership Program, Sports Development Program, and Overall Provincial Library Upgrade on Equipment and IT Software.

The Province ensure sustainable mechanisms for cultural development at the local level and to enable a whole-of- society response and recovery from the pandemic by promoting cultural awareness and understanding, inculcating values for the common good, advancing creativity for social impact, and strengthening culture-sensitivity in governance and development. For this goal, PGLU will conduct the following: Cultural Mapping and Research Initiatives, Tagnawa Heritage Festival – La Union 2022 National Heritage Month celebration, and Operation of MUSEO ITI LA UNION: Center for the Arts, Culture and Heritage.

Moreover, La Union maintained its Peace and Order free province and will still uphold the safety and liberty of the Province by implementing the following programs this 2022: Rehabilitation and Caring Program for Surrendered Drug Users and Dependents, Comprehensive Local Integration Program, After Care Program for Released Prisoners, Project DALLUYON, Project POSTE (Police Outpost for Security of Tourists and Other Economic Activities), Project SKYWAY Phase 2, Project DIEGO (Detection of Information as an Effective Guide to Operations), and Anti-Illegal Drug Campaign Program, among others.

The Disaster Management and Response remained steadfast to all kinds of Emergency and Non-Emergency Operations, the Environmental Integrity of the province was sustained. For 2022, PGLU will sustain its 911 Emergency Hotline, Disaster Relief Operation, Emergency Shelter Assistance Program, and Stockpiling of relief

goods. The Province will also implement the Evacuation and/or Isolation Assistance to Component LGUs (Provision of Tents, etc.), put up Early Warning Signages provincewide, conduct DRR and Medical Response Training to its component LGUs, and activate the Emergency Operation Center.


Together as one Kaprobinsiaans hand-in-hand we stand firm to maintain our Province's ecological integrity for a better quality of life in a place worth living in. Pursuing this ideals in 2022, PGLU will implement Kalikasan Naman Intervention (Eco-Tourism Site), Assistance to LGUs in the Establishment of Landfill, Project TREE, and Assistance to component LGUs in the Establishment of Wastewater Treatment Facility.



The image features the official seal of the Province of La Union, which is a circular emblem. The outer ring contains the text "PROVINCE OF LA UNION" at the top and "OFFICIAL SEAL 1850" at the bottom. The central shield is divided into four quadrants: the top-left shows a blue triangle with a white sword and the word "LOVE"; the top-right shows a blue triangle with a white sword and the word "UNION"; the bottom-left shows a blue triangle with a white ship's wheel and the word "CONCORD"; the bottom-right shows a blue triangle with a white ship's wheel and the word "CONCORD". The shield is set against a background of a blue sky and a red vertical bar on the left side.

ORGANIZATIONAL ACCOUNTABILITY AND GOVERNANCE SECTOR

The Provincial Government of La Union received five safety seals for all the buildings in the Capitol Complex on November 15, 2021.



PROVINCE OF LA UNION
OFFICIAL SEAL 1850



Taking into account the negative effects of the Covid-19 outbreak, government organizations recalibrated and reassessed their strategies to manage their workplace and ensure that mitigating measures in times of crisis are embedded in their respective Office policies and protocols. In this regard, the Organizational Accountability and Governance Sector ensured that the Provincial Government of La Union sustained its operations as it continued to transition into the “new normal”.

In 2021, the Province guaranteed that integrated governance systems were achieved by sustaining its compliance with the Anti-Red Tape Act of 2007 and updating its citizens charter. The Provincial Government also prepared for the upgrading of its ISO Certification to include ISO 14001:2015 - Environmental Management Systems and ISO 45001:2018 - Occupational Health and Safety.

Meanwhile, PGLU continued to capitalize on information and communications technology (ICT) to improve public service delivery in the province. By automating its business processes, various services were made available online. And, as part of the COVID-19 response of the Province, several systems were also deployed. This entails that the Provincial Government continuously adapt to the fast-changing environment through IICT upgrades and enhancements.

To realize a sound and responsive policy and planning environment, PGLU provided a supportive policy environment by enacting, approving and issuing timely and relevant ordinances, resolutions and executive orders. The Provincial Government also ensured that its various development plans are aligned with its strategic priorities.

Furthermore, to attain adequate and competent organizational structure, the Province maintained adequate and competent human resource, sustained high organizational performance, and remained compliant with the Civil Service Rules and Regulations. The Province also continued to provide efficient organizational security, logistical and infrastructure support through the provision of conducive working environment and logistical requirements.

With the aim to increase public participation and satisfaction, the Province sustained its high overall citizens satisfaction rating, enhanced its public access to information as reflected in the significant increase in its visitors in the PGLU Official Website and Facebook followers, and improved its participatory planning and development process.

All these undertakings of the Sector contributed to the achievement of a transparent, accountable and efficient Provincial Government in 2021.

INTEGRATED GOVERNANCE SYSTEMS

GOVERNANCE SYSTEMS: Continuous Improvement of Business Processes

The Provincial Government of La Union continued to improve its business credibility and authority as well as its overall efficiency by standardizing its internal operations during the year in review. o Relative to this, the Province synchronized its Citizen's Charter with its ISO procedures to facilitate prompt action or resolution of all its government transactions. In 2021, 26 Frontline Offices have updated Citizen's Charter,

higher than its level last year with only 14 Offices and more than the 2021 target of 11 additional Offices with updated Citizen's Charter. Meanwhile, five district hospitals have updated Citizen's Charter in both 2020 and 2021. Said Citizen's Charter included health protocols per office implemented by ARTA and the synchronization of the 59 ISO procedures to the Citizen's Charter.

However, sustaining its ISO Processes, the Provincial Government conducted two Management Review meetings on July 9, 2021 and November 16, 2021 to review the organization's quality management system and ensure its continuing sustainability, adequacy, effectiveness and alignment with the strategic direction of the organization. As a result, the Provincial Government remained compliant with the Anti-Red Tape Act of 2007 wherein 60 procedures of the PGLU Offices and hospitals were registered, which are aligned with the ISO 9001:2015 and synchronized with the Citizen's Charters.

In 2021, the Provincial Government implemented the Integrated Management System (IMS), which was intended to manage multiple aspects of the organization's operations in line with multiple standards such as those for quality, environmental and health, and safety management. Additional two (2) new systems, ISO 45001:2018 Occupational Health and Safety and ISO 14001:2015 or the Environmental Management System. As a requirement to the IMS Certification, the Province established the Environmental Health and Safety Committee (EHS) on May 19, 2021 under Special Order No. 24, Series of 2021. The EHS has five committees under the Pollution Control Committee headed by Environment and Natural Resources Office (ENRO), and three committees under the Safety Committee headed by Provincial Health Office (PHO) (See Table 4.1).

Table 4.1. Environmental Health and Safety Committee (EHS)

Pollution Control Committee	Safety Committee
Water Conservation Committee	Health and Safety Committee
Energy Conservation Committee	Emergency Preparedness Committee
Waste Management	Infrastructure Committee
Atmosphere Committee	
Chemical Committee	

Source of Data: Office of the Provincial Administrator

In addition, the Province conducted six ISO trainings for PGLU Offices and the five District hospitals, including LUMC (See Table 4.2). The said trainings were participated by 50 Internal Auditors and 30 focal persons of the different EHS Committees. These training sessions were intended to equip every participant with knowledge, understanding, and appreciation of the IMS.

The Provincial Government also conducted Basic Occupational Safety and Health (BOSH) on July 19-23, 2021 and Construction Safety and Health (COSH) on October 18-22, 2021 with 27 participating PGLU offices and five District Hospitals including LUMC. To date, the Provincial Government has now 38 certified Safety Officers II (SO2) for both BOSH and COSH.

Table 4.2. ISO Trainings conducted for PGLU Offices and District Hospitals

Date	Training	Participants	Objective	Results
April 21, 2021	Awareness Training on ISO 45001:2018 OHAS	DH/ISO core team/DCC team/ PCO and SO	To equip/provide participants with the basic knowledge on the requirements of ISO 45001:2018; and To Help them in understanding the application of the OHS standard and be able to integrate requirements to the business process of their organization.	The training provides the participants with knowledge and understanding on the importance of Occupational Health and Safety in the workplace
April 22, 2021	Awareness Training on ISO 14001:2015 EMs	DH/ISO core team/DCC team/ PCO and SO	Helps the organization to identify, manage, monitor and control their environmental issues in a "holistic" manner.	Environmental Management System training has a great impact to PGLU in ensuring that the environmental policy and environmental objectives are established for the EMS and are compatible with the strategic direction and the context of the organization.
May 31, 2021	Risk Management	DH/ISO core team/DCC team/EHS team	Identify Risk and Hazards in the workplace It includes maximizing the results of positive risk and minimizing the consequences of negative events "Coordinated activities to direct and control an organization with regards to risk."	As a result, participants now have the knowledge in the process of Identifying, Analyzing and Responding to Risks."
May 20, 2021	Aspect of Hazards Training	DH/ISO core team/DCC team/ EHS team	To help the participants in identifying Aspects and Hazards in the workplace and knowing their impact and risks	The value of proper monitoring, measurement, analysis, and improvement is required for a better result and effectiveness of the programs. The correct recognition and careful evaluation of the aspects and hazards are extremely important and will constitute the basis of appropriate control measures.
June 2, 2021	Documentation Training	ISO Core team/ DCC team	This course is designed to provide participants with knowledge in developing the environmental, health & safety Management System documented information such as IMS Manual, procedures, work instructions and forms as required by ISO 14001:2015 & ISO 45001:2018	Documentation training gives information on setting up a system for creating and storing all EHS training records and documentation This guarantees that the records are easy to retrieve and identify and are maintained in an orderly fashion. Records must be current, accurate, legible, and dated, and that the dates include revision dates when appropriate.

Date	Training	Participants	Objective	Results
June 3-4, 2021	Internal Audit Training	DH/ISO core team/DCC team/ PCO and SO	Understand how to plan, conduct, report and close out findings. Understand the importance of performing audits. Apply the Principles of Auditing Enhance competence of existing internal auditors.	The Internal Auditor qualifications, competence and evaluation is important. Continuing improvement with regards to auditor's competence and maintaining their auditing competence is well explained. The ability to identify nonconformities and provide recommendations on ways to improve the process should be viewed positively.

Source of Data: Office of the Provincial Administrator – HRMU



Source of data: Office of the Provincial Administrator

Further, the Provincial Government conducted its 1st Internal Audit on May 24-28, 2021. The audit was conducted to check the implementation of its procedures and maintenance of its records/documents. The audit methods used were virtual and personal interviews, observation of activities and review of documentation and records. This undertaking involved 25 auditees (ISO 9001:2015 certified offices) and 49 internal auditors. As a result, four non-conformances were found during the audit and these were addressed through the issuance of a Corrective Action Request (CAR).

GOVERNANCE SYSTEMS: Strengthened Strategic Alignment of Offices

In 2021, the Provincial Government continued to strengthen the alignment of strategic priorities and initiatives of Offices through the conduct of various activities such as the formulation of the Stronger La Union Strategy, which was approved by virtue of STL Res No. 01 – 2021, PDC Res. No. 01 – 2021, and SP Resolution No. 461-2021. Through the said initiative, the Province was able to provide a more coherent strategy to address COVID-19 response and recovery and ensure local economic development. The Province also developed support strategy tools such as the individual strategy maps, scorecards, and corresponding initiatives to ensure proper strategy management and execution, sustain gains and wins, and attain further breakthrough results during the year in review.



The Province's he Governance Trailblazer Awards Program, which aims to motivate the better performance of PGLU Offices in the accomplishment of strategic contributions and to recognize the Governance Achievers in the Provincial Government, was also developed to institutionalize the conferment of awards during the year in review. This program was approved during the First Semester Meeting of the Personnel Development Committee (PDC) and Program on Awards and Incentives for Service Excellence (PRAISE) Committee on May 11, 2021.

Meanwhile, to ensure the accomplishment of the strategic PPAs relative to the vision of the Province, two Enterprise Scorecards were updated and monitored in 2021. The alignment matrix of Offices was also devised to foster ownership and accountability in attaining set strategic goals. To monitor the performance of PGLU Offices and Units, the Province through the Office of the Provincial Strategy consolidated a total of 27 Monthly Consolidated WIG Performance Reports from a total of 108 performance reports, and conducted monthly coaching and mentoring sessions for the 27 Offices with a total of 162 sessions and six consolidated reports for the year.

The Provincial Government continued the implementation of the "Stronger La Union: Provincial Strategy on Response, Recovery, and Local Economic Development". In support to this undertaking, the Province conducted the following:

#BidaKawani: Stronger Ties with the Government Employees

The #BidaKawani: Stronger Ties with Government Employees was held on September 21, 2021 to identify the alignment of government agencies to the strategy of the Provincial Government and determine opportunities for collaboration. A total of 133 participants from 97 Regional and Provincial Line Agencies in the province joined the said activity. As a result, this activity strengthened partnership and collaboration among different agencies, which is crucial in building a Stronger La Union.

Building Stronger Ties with LGUs, NGAs and Stakeholders



The Stronger Ties with Farmers was held on October 21, 2021 at the Municipality of Bacnotan, La Union. The event paved the way for the Governor to have a dialogue with 26 corn planters on agriculture-related issues and concerns as a basis to provide the necessary interventions to address challenges faced by farmers in the province.

Quarterly Strategy Review



In 2021, the Province already shifted from the traditional business-as-usual mindset to provide better quality of public service to its constituents as it continued with its advocacy towards achieving transformative governance. Relative to this, the Province conducted Quarterly Strategy Reviews, which focused on providing updates on various strategic accomplishments in the different strategic management areas. The strategy review aims to identify and evaluate major strategic accomplishments and performances of the Province and reflect on issues and challenges in the implementation of PPAs and continuous development. The sessions included the presentation of the status of Wildly Important Goals (WIG) accomplishments, scorecard updates, strategic communication activities, governance outreach activities, and plans moving forward as we bid for the Institutionalization stage of PGS.

The 1st Quarter Strategy Review: Gaining Ground, which was held on April 29, 2021 was attended by 30 participants while the 2nd Quarter Strategy Review: Conquering the Odds held on July 26, 2021 had 102 participants. The 3rd Quarter Strategy Review: Conquering the Odds conducted on October 26, 2021 was attended by 107 participants.

Performance Governance System MOA Signing

During the year in review, the Provincial Government jump started its journey towards the last stage of Performance Governance System (PGS) with the signing of a Memorandum of Agreement (MOA) with the Institute of Solidarity in Asia (ISA) for its institutionalization Stage. This undertaking signifies the strong commitment of the Province in its Stronger La Union Strategy, which drives the organization and stakeholders to achieve breakthrough results that will improve the quality of life of the people and will establish La Union as the Heart of Agri-tourism in Northern Luzon by 2025. The MOA signing held on April 26, 2021 was participated by internal and external partners of the PGLU including the Executives of the ISA, Board Members of the Sangguniang Panlalawigan (SP), members of the Multisectoral Governance Council (MSGC) and Department Heads, Chief of Hospitals and Unit Heads of Work Units under the Office of the Provincial Governor.



GOVERNANCE SYSTEMS: SGLG Pilot Field Testing Assessment

RA 11292 or the Act Establishing and Institutionalizing the Seal of Good Local Governance (SGLG) for Local Government Units, defines SGLG as an award, incentive, honor and recognition-based program for all LGUs and is a continuing commitment for LGUs to continually progress and improve their performance the Good Fiscal or Financial Administration or Financial Sustainability, Disaster Preparedness, Social Protection and Sensitivity Program, Health Compliance and Responsiveness, Programs for Sustainable Education, Business Friendliness and Competitiveness, Safety, Peace and Order, Environmental Management, Tourism, Heritage Development, Culture and Arts, Youth Development. To gauge the performance of the LGUs an annual assessment was done for the previous years, however, since the pandemic where health protocols were observed in the face to face implementation of programs and projects, hence, the Field Testing of the SGLG was created.

The Province of La Union was chosen by the Department of the Interior and Local Government (DILG) to be among the few Provinces to be included in the nationwide SGLG Field Testing to evaluate the functionality and ease of use of the Local Governance Performance Management System (LGPMS). For the SGLG assessment, although no award was granted for this, the DILG required the submission of the Means of Verification for performance of the PPAs along with the above-mentioned indicators as SGLG requirements. The DILG explained that the SGLG pilot testing assessment is a means to test the said "tool" in adapting to the new normal, innovations in data collection and processing will now make use of the Local Governance Performance Management System (LGPMS) and online Data Capture Form (DCF) facility to ensure immediate data transfer. The documents were required to be submitted last September 17, 2021 wherein results and observations derived will be used to further improve the LGPMS-SGLG tools.

CAPITALIZE ON INFORMATION COMMUNICATIONS TECHNOLOGY TO IMPROVE PUBLIC SERVICE DELIVERY

INFORMATION COMMUNICATIONS TECHNOLOGY: Automation of Government Processes

The Provincial Government through the Information and Communications Unit (ICTU) continued on improving its systems and procedures by automating its business processes that caters to the growing and changing needs of its clientele. The official website of the Province provided real-time updates such as current news, financial reports of PGLU's projects, programs and activities making it a 100.00 percent transparency portal. In 2021, the Province deployed six information systems (see Table 4.3). In addition, a total of two information systems were also currently being developed, which include the Integrated Financial Management Information System (IFMIS) and Plant, Property and Equipment (PPE) with Supply Inventory System, and the Online Appointment Scheduling Information System (OASIS), which were set to be completed by December 2021 (See Table 5.4).

The procurement of the Virtual Private Cloud (VPC) for Data Sharing System and the Completion of Peace and Order Phase II were also in process during the year in

review. The Province also continued its support in the administering of the Legislative Information System (LIS) of the Sangguniang Panlalawigan.

Table 4.3. Systems Deployed in CY2021

System Deployed	Date	Purpose of the system/ Objective	Benefits of the System Deployed	Users recorded to date
La Union COVID-19 Vaccination System – Survey	February 5, 2021 https://napanam.launion.gov.ph/lucovacs/	The La Union Covid-19 Vaccination System (LUCoVacS) is simply an automated information system for the Covid-19 Vaccination Program of the Provincial Government of La Union (PGLU). It is platform that enables the PGLU to identify the constituents' take about COVID-19 Vaccination Program.	Identify the total population of the interested and non-interested individual with regard to the Covid-19 Vaccine. Provide basis for decision making for procurement or establishment of the province's vaccination plan	2,191 total respondents 1 end-user (Administrator) <i>as of December 31, 2021</i>
La Union COVID-19 Vaccination System – Registration	March 5, 2021 https://vaccines.launion.gov.ph	The La Union Covid-19 Vaccination System (LUCoVacS) is simply an automated information system for the Covid-19 Vaccination Program of the Provincial Government of La Union (PGLU). It is the comprehensive management and monitoring system in tracking the eligible and non-eligible vaccine. DRR Pre and Post Assessment Monitoring, and the Adversed Events were also included in the system. The system is used at the Province's Mega Vaccination site for easier and faster records manipulation and retrieval	Create a Paperless Transaction View a Realtime VIMS-VAS report generation Generate Realtime the vaccination card and certificate	46,260 total registered and approved 216 total end-users (Developers, System Administrators, Focal Person, Contact Tracers and Verifiers) <i>as of December 31, 2021</i>

System Deployed	Date	Purpose of the system/ Objective	Benefits of the System Deployed	Users recorded to date
Find JOBS La Union	June 23, 2021 https://findjobs.launion.gov.ph/	The system aims to create a local employment facilitation engine that will provide fast and effective employment services to clients	Develop an avenue for employers to find eligible applicants Create a portal that enables job seekers to find jobs even at the comfort of their homes Enable the provision of practicing minimum health standards	1,296 total end-users (10Admin users 82 Registered Employers 1,204 Registered Job seekers) 5,314 Available Jobs <i>as of December 2021</i>
Online Appointment Scheduling Information (OASIS)	October 16, 2021 https://booking.launion.gov.ph/	First deployed for booking system in the vaccination process		8,885 registrations stored <i>As of December 31, 2021</i>
La Union Investment Portal (LUIP)	December 15, 2022 https://investment.launion.gov.ph/	Leading the economic recovery, the La Union Investment Plan (LUIP) was formulated to generate projects and programs that will cater to the conduct of necessary technical assistance and capacity building interventions to further encourage investments and economic activities within the province of La Union amidst this pandemic.	· LUIP framework aims to improve quantity and quality of investments generated in the component LGUs and improve the impact on the economic development.	1 End User

Source of Data: Information Communication and Technology Unit

Table 4.4. On-going: System Development in CY 2021

System	Objective	Benefits of the System deployed/Impacts
Integrated Financial Management Information System (IFMIS)	Centralized database Uniformed and error-free planning Automated AIP Reference Coding Faster Submission and Review Real-time reports	To improve the efficiency and equity of PGLU's financial operations that shall encourage participation, create transparency and manage accountability. To generate faster decision process, better planning, more efficient business processes and form inclusion and integration.

System	Objective	Benefits of the System deployed/Impacts
	Data Archiving	To produce comprehensive and analytical reports.
Plant, Property and Equipment (PPE) Information System with Supply Inventory	The system aims to have a centralized repository of PPE in all offices of the PGLU Inventory tag per office Maintenance History	To expedite the monitoring and tracking of inventory. To generate real-time reports. Easy retrieval of records

Source of Data: Information Communication and Technology Unit

SOUND AND RESPONSIVE POLICY AND PLANNING ENVIRONMENT

PLANNING AND POLICY: Alignment of Development Plans

In 2021, the Provincial Government continued to ensure the alignment of development plans internally and among its component LGUs. Relative to this, 19 out of the 20 LGUs (except Bagulin) have updated their DRR-CCA Enhanced CDPs in 2021. These plans were also reviewed by the Comprehensive Development Plan – Technical Assessment Committee (CDP-TAC). Results the review were disseminated to all concerned component LGUs.

On the other hand, Provincial Plans are also regularly updated with the approval of the 2021-2025 La Union Road Network Plan (LURNDP), Provincial Commodity Investment Plan (PCIP for Coffee and 2022-2024 Devolution Transition Plan (see table 4.5). Field Surveys were also conducted despite COVID-19 Restrictions as input to the LPTRP. These updated plans shall promote development in the major economic drivers in the Province.

Table 4.5. Provincial Plans approved Plans by the Provincial Development Council

Title of Plans Updated	Date of Approval
2021-2025 La Union Road Network Plan	March 23, 2021 (Exe-com)
Provincial Commodity Investment Plan (PCIP) for Coffee	July 23, 2021 (Exe-com)
2022-2021 Devolution Transition Plan	November 24, 2021 (Full-Council)

Likewise, Technical Assistance and Review was also extended to offices for the on-going development of the Agri-Fishery Modernization Plan (AFMP), Local Climate Change Adaption Plan (LCCAP), Integrated Coastal Management Plan (ICMP), and Disaster Risk Reduction Management Plan (DRRMP) - Contingency Plan. A total of 10 Consultation Sessions were conducted to assist concerned offices in the development of their respective plans.

Meanwhile, the Province ensured that the monitoring of its performance was strengthened during the year. This was attained by enrolling 100.00 percent of its qualified projects to the Regional Project Monitoring and Evaluation System (RMPES). The Province sustained its performance when compared to its level in 2020 at 100.00 percent. In addition, 100.00 percent of the Offices registered at least 85.00 percent accomplishment vis-à-vis their CY 2021 AWFP.

PLANNING AND POLICY: Proactive Policy Development

In 2021, the 22nd Sangguniang Panlalawigan (SP) enacted 87 ordinances, higher than its level in 2020 with 73 ordinances enacted. This figure also surpassed its 2021 target of 21 ordinances enacted. Out of the total ordinances enacted, 33 were aligned or supportive of the vision and initiatives of the Province. Likewise, 45 ordinances were already published in various publications in the Province exceeding the annual target of 26 ordinances published.

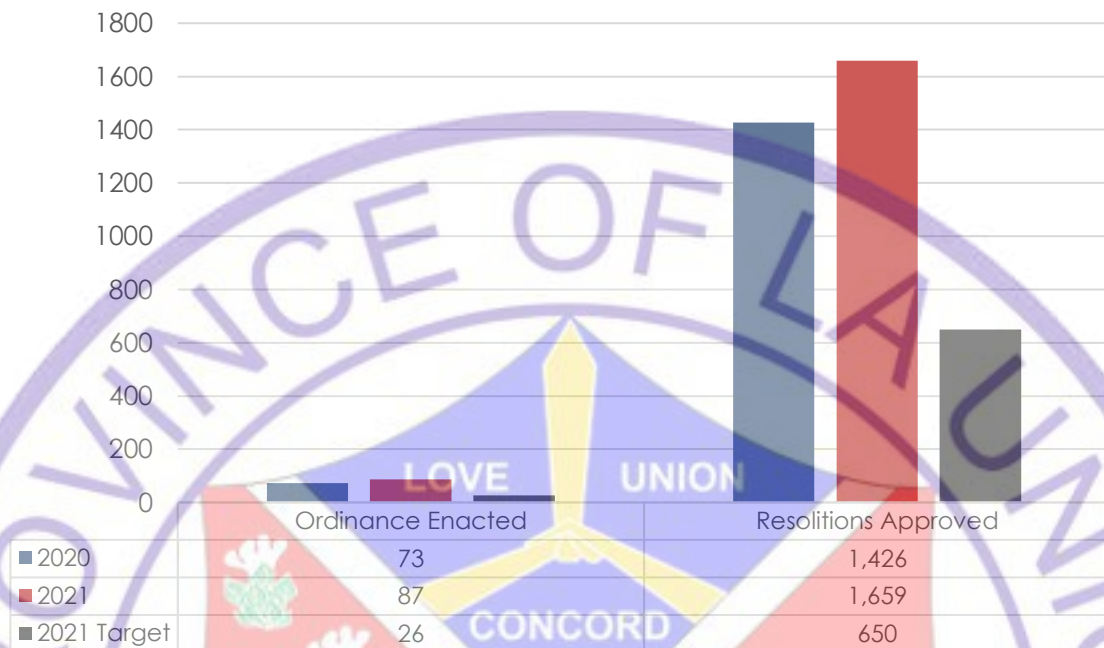
In terms of the approval of the resolutions, a total of 1,659 resolutions were approved, higher than the 1,426 approved resolutions last year (See Figure 5.1). This figure also surpassed its 2021 target of 1,300. Out of the total, 25 of which were aligned or supportive to the Province's vision (See Annex A). These accomplishments were achieved through the conduct of 1,717 committee meetings, 52 sessions, and 359 committee hearings. In relation to this, 718 Committee reports were submitted by the 27 regular standing Committees of the 22nd Sangguniang Panlalawigan. This figure surpassed their 2021 target of 500 reports (See Figure 4.1). During the said meetings, various issues and concerns were tackled and discussed at the Committee level that aided the legislation or crafting of related policies as well as legislative investigations or probing, which are relevant in the implementation of various local policies.

Moreover, due to the shift in priorities brought about by the declaration of the state of national health emergency, most enacted policies had been focused on Covid-19 legislations. Though said strategic indicators of the SP were already part of the major functions of their Office, refocusing the same as the SP Secretariat's strategic priorities resulted in the leveling up or upgrading of their accomplishments.

The SP also formulated and approved ordinances that were more effective, more responsive and practicable to these changing times. These policies have safeguarded, uplifted and improved the quality of life of the people of La Union particularly the marginalized and vulnerable sectors. By doing so, the SP not only relied on the extensive legislative research with the opinion, review and recommendation of the Provincial Legal Officer (PLO) but also engaged and involved people, organizations as well as authorities who are affected, concerned and experts on the said issues of the proposed policies.

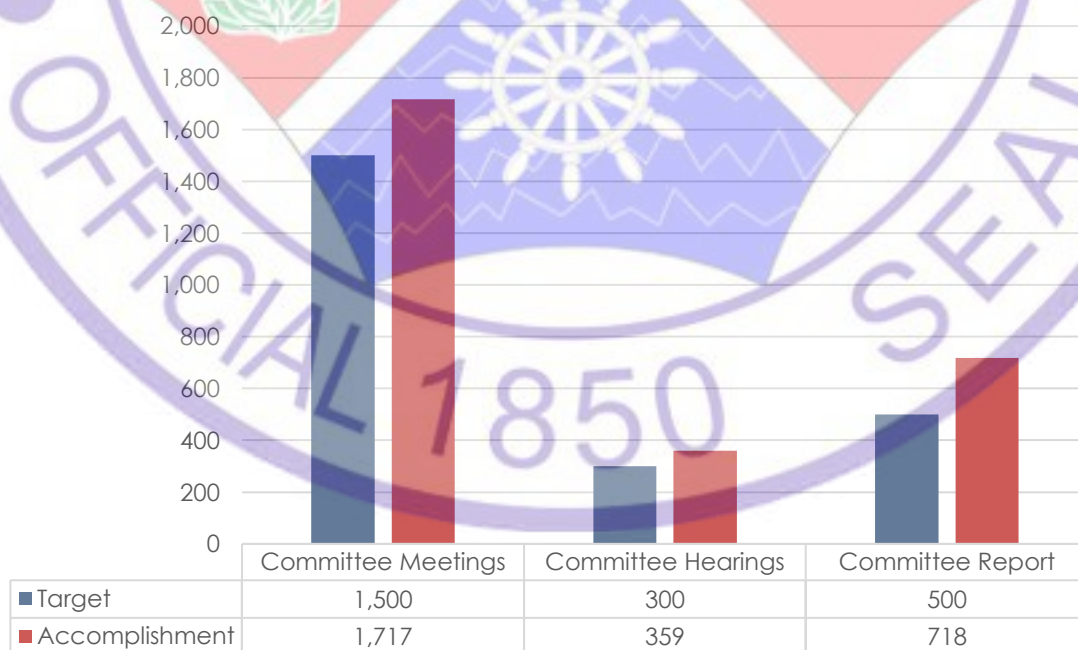
Overall, the 22nd Sangguniang Panlalawigan fared well and can be considered exceptional in terms of achieving its set targets in 2021 as well as in comparison with its accomplishments in the preceding year despite the challenges of the National and Global Health Emergency brought by Covid-19.

Figure 4.1. Number of Ordinances Enacted and Resolutions Approved by the 22nd Sangguniang Panlalawigan: 2021 versus 2020 and 2021 Target



Source of Data: Sangguniang Panlalawigan (SP)

Figure 4.2. Number of Committee Meetings and Hearings Conducted, and Reports prepared by the Sangguniang Panlalawigan: 2021 versus 2020 and 2021 Target



Source of Data: Sangguniang Panlalawigan (SP)

EFFICIENT AND INNOVATIVE ORGANIZATION

ORGANIZATIONAL DEVELOPMENT: Adequate and Competent Human Resource Management

The Provincial Government sustained the implementation of its organizational development programs that aimed to improve and uplift employees' morale and effectiveness to achieve better performances. Pursuant to RA 7041, vacancies for filling-up were duly published and posted.

From the 204 plantilla positions that have been published, 97 were filled-up posting an accomplishment of 47.55 percent during the year in review. Moreover, the number of job applicants assisted was recorded at 1,509 surpassing its target by 31 percent or 1,152 job applicants assisted in 2021. This resulted in the conduct of 13 Human Resource Merit Promotions & Selection (HRMPSB) Meetings during the year in review. This figure was higher by 63.00 percent than its 2021 targets at 8 meetings. The Province also processed the appointments of Casuals, Job Order and Contract of Service, both for new employees and those for renewal. During the period in review, the number of Casual, Job Order and Contract of Service appointments increased in 2021 by 5.00 percent, 3.00 percent and 148.00 percent, respectively. The increase in COS was due to the hiring of additional NAPANAM encoders, TOSS, PBNs and vaccinators in response to the national health emergency brought by the COVID-19 pandemic. In addition, to capacitate its employees, the Province addressed 37.80 percent of its required training needs as stipulated in the 2021 PGLU Annual Training Plan wherein 522 employees were capacitated with 38 PDC endorsements prepared and one PDC meeting conducted.

On the other hand, there were 18 Offices with sufficient staff complement during the year in review. This figure surpassed its 2021 target of seven Offices. Moreover, the ratio of technical staff to administrative staff was recorded at 178:87 based on the classification of positions titles.

ORGANIZATIONAL DEVELOPMENT: High Organizational Performance

In 2021, the Province sustained a high organizational performance as all of its Offices and Hospitals and their respective employees obtained at least a very satisfactory rating in 2021. The said performance was based on the Office/Unit/Individual Performance Commitment Review (O/U/IPCR) Ratings of all Offices and staff during the year in review. This figure was sustained when compared to its performance last year, and achieved its 2021 target of 100.00 percent.

Thus, 12 Administrative Officers Meeting were conducted this year tackling some pressing issues on Personnel/ HR matters, Organizational Processes, Finance, Logistics (supplies/ transportation), COVID-19, capacity enhancement and conduct of PGLU special events. Whereas, the Program on Awards and Incentives for Service Excellence (PRAISE) Committee met thrice this year while the Personnel Development Committee (PDC) only met once.

ORGANIZATIONAL DEVELOPMENT: Compliance with Civil Service Rules and Regulations

In 2021, the Province duly prepared and submitted on time the monthly Report on Appointment Issued (RAI), Report on Employee Accession, Report on Personnel Separation, Database of Individuals Barred from Entering Government Service and Civil Service Examinations (DIBAR) and Manpower Complement to the Civil Service Commission (CSC) and the Department of Interior and Local Government (DILG). PGLU also sustained its Program to Institutionalize Meritocracy and Excellence in Human Resource Management (PRIME-HRM) Level 2 Accreditation during the year in review.

The Provincial Government also prepared the monthly Staff Complement Report, which is a regular monitoring tool used as reference for planning and requesting agencies. Welfare and Benefits Program such as leave, Compensatory Time-Off (CTO), and Saranay Fund Aid in accordance with CSC guidelines and established ISO Procedures were administered this year. Thus, leave of absence were granted to employees to provide them opportunities for rest and relaxation, to recover from sickness and celebrate personal and family milestones. Several types of leave were availed by PGLU employees such as sick leave, privilege leave, forced leave and vacation leave. During the year in review, Leave applications increased by 30.00 percent while CTO applications received and processed this year reached 1,498, which is equivalent to 100.00 percent accomplishment rate. PGLU Staff also availed of the required quarantine leave and COVID-19 treatment leave on the account of having turned as positive case or having exposure to a positive case. Applications for Leaves were processed in accordance with the civil service guidelines and established ISO procedures. Moreover, there were no administrative cases submitted for resolution during the year.

ORGANIZATIONAL DEVELOPMENT: Retention (Learning and Development, Performance Management, Rewards and Recognition, Welfare and Benefits)

The Provincial Government through the OPA-HRMU implemented programs for the continuous development of its employees. Among the activities conducted were as follows: Attendance to L&D Intervention, Staff Development Program, Pre-Retirement Program, Moral Recovery Program, Conduct of Mandatory Random Drug Testing, 121st Philippine Civil Service Anniversary, PGLU Year-End Staff Development and Annual Recognition Program, Implementation of the Performance Management System, Administration of agency's Welfare and Benefits Program.

Staff Development Program: This program aimed to develop the employees' ability to demonstrate the PGLU core values of being God-loving, people-oriented, accountable and committed. It also aimed to champion mental health in the workplace by introducing emotional resilience for productivity and better quality of life. The learning process was facilitated through series of lectures, active trainer-participant interaction and activities. Technology-based tools were utilized in all components of the program. To comply with IATF and PGLU safety guidelines, the sessions were conducted in hybrid format. Minimum health standards were observed at the physical venue for in-person participants. From November to December, there had been a total of 262 employees who completed the program.



Source of Data: Office of the Provincial Administrator-Human Resource Management Unit

Moral Recovery Program: Conduct of Values Restoration Officer – Train the Trainers (VRO-TTT). The VRO-TTT by the Council for Restoration of Filipino Values (CRFV), a Civil Service Commission (CSC) Accredited Learning and Development Institution, is a foundation course on values enrichment. It aimed to equip the participants with the apt skills, knowledge, and attitude that would hone them to become Values Restoration Officers (VRO) vital in the implementation of values restoration and moral recovery initiatives towards the transformation of Filipino public service and government leadership. The four-day virtual training on August 24-27, 2021 was participated and completed by 42 employees from various offices/ hospitals work units.



PGLU Year-End Staff Development and Annual Recognition Program: The PGLU Year-End Staff Development and Annual Recognition Program provided a healthy work climate for all employees as they engage in fun team-building activities, individualized games and noble acts to improve the lives of others. Its various segments provided opportunities for employees to play, enjoy, bond with co-workers, display and develop their talents and be recognized in a fitting ceremony. The program was spearheaded by the Office of the Provincial Administrator-Human Resource Management Unit (OPA-HRMU) with the assistance of the Provincial

Information Office (PIO), Office of the Governor-Information and Communications Technology Unit (OPG-ICTU) and other support offices.

GOVERNANCE SYSTEM: Conduct of Cabinet Meeting

The Provincial Government remained steadfast in the conduct of cabinet meetings. To improve process flow of cabinet and sectoral materials, meetings, and coordination, the Province issued an executive order and IRR of the Cabinet and the FERO Sectors. Another improvement made was the incorporation of tablets in the meetings. It enabled the cabinet members to conduct a virtual or hybrid meeting to discuss and resolve urgent matters amidst pandemic. For 2021, the Provincial Government conducted five cabinet meetings.

EFFICIENT ORGANIZATIONAL SECURITY, LOGISTICAL AND INFRASTRUCTURE SUPPORT

LOGISTICS AND INFRASTRUCTURE SUPPORT: Conducive Working Environment

Having a positive working environment promotes safety and growth among its employees. To sustain this, the Provincial Government continued to recognize the importance of a safe and conducive working environment for both its employees and the transacting public. In 2021, PGLU made necessary improvements such as the construction of a deep well at the Office of the Provincial Veterinarian. Also, the Province constructed Potable Water System in the five District Hospitals including the La Union Medical Center. PGLU also completed the construction of four comfort rooms in the District Hospitals. The construction of major facilities were on-going, to wit: Bungol Demo Farm Warehouse, PHO Building Phase 2 (47.00%), and Executive Building Phase 3 (41.00%). The Program of Works (POW) and Detailed Engineering Design (DED) of the Library – Central Terminal Phase 2 were already prepared.

However, the Province also developed the Sevilla Multi-Purpose Complex by implementing a 4,510,000.00 project funded under RA 7171 which catered to the Construction of a Powerhouse; Supply and Installation of an automatic transfer switch and main breakers as well as the Installation of a grounding system. The required generator set was also procured and installed inside the powerhouse through the joint efforts of the PEO and PGSO. This project will ensure that the complex can still operate during power interruptions.

Likewise, 11 areas of the Provincial Government have been regularly cleaned and maintained, which include the five common areas in the Capitol Main Building, and one each in Old SP Building, New Legislative Building, Antonino Building, LUPACB, GSO Building and Isolation Facility in Bauang. For the ground maintenance, nine areas have been regularly cleaned and maintained to include the capitol grounds, three roads, one quadrangle and four parks. Moreover, the PGLU continued to ensure that wastes are properly segregated, thus, 15 sets of trash bins were distributed to different Offices. This was in compliance with the internal policy issued reiterating the single-use plastic and Styrofoam in the capitol. The Province also ensured that Offices were equipped with fire extinguishers to be used in case of emergencies.

On the other hand, the Provincial Government consumed a total of 1,134,516 kWh of electricity amounting to Php 9,597,787.46 in 2021, higher when compared to its consumption in 2020 at 1,087,050 kWh amounting to Php 9,485,902.06.

Further, to combat COVID-19 pandemic, the Provincial Government through PGSO conducted disinfection activities to various Offices and common areas to help prevent the spread of the virus and for the protection and safety of its employees. Out of the 24 targeted disinfection activities, 30 disinfection activities were conducted in 2021.

Similar to previous year, there were no unauthorized access or security threats during the year in review.

LOGISTICS AND INFRASTRUCTURE SUPPORT: COVID-19 Related Activities

PGLU continued to develop plans and strategies, which are responsive to the COVID-19 situation. Specifically, the Province facilitated the establishment of two isolation facilities in Bauang and the City of San Fernando, La Union, provision of 5,293 trips (553.00% increase) out of the targeted 958 trips to transport PGLU employees and 1,056 trips (143.00% increase) out of the targeted 738 to transport frontline and health care workers.

Moreover, the Provincial Government through the PGSO has been in the frontline of general services-related activities during the COVID pandemic. The Province maintained the inventory, and repacked and hauled 491,701 family food packs, 1,192 sets of PPEs, and other COVID-19 supplies, put up a disinfection water generator wherein a total of 20,800 liters of disinfection water were produced for the disinfection activities of the PGLU, its component LGUs, the district hospitals and other private institutions in the province.

LOGISTICS AND INFRASTRUCTURE SUPPORT: Timely Provision of Logistical Requirements

In 2021, the Province continued to manage the timely provision of logistical requirements for both its internal and external clients.

During the year in review, PGLU developed its Transport Plan, which contains the transportation requirements of the different Offices for CY 2021 - 2022. A total of 21 vehicles were purchased during the year in review, which include 3 Multi-Purpose Vehicles (Innova), 2 Pickup vehicles (Hi-lux), two Passenger Vans (FX Vans) and 14 motorcycles.

The Province also developed a Preventive Maintenance Scheduling that will be used for the timely conduct of maintenance of service vehicles to ensure its optimum and reliable performance and prevent possible bug down.

Moreover, the Provincial Government was able to register vehicles based on the prepared Vehicle Insurance and Registration Schedule of 2021. There were two vehicles that were not registered as they were already tagged as condemned. On the other hand, 77 vehicles were insured out of the 67 vehicles because eight vehicles were donated and two were newly purchased.

Meanwhile, the Province also achieved 80.00 percent accomplishment for its Information Technology (IT) Hardware requirement upgrade, the same as last year (See Table 5.6).

The Province provided technical services from onsite and web conferencing assistance. A total of 37 onsite events and 652 Zoom Meetings were assisted as of December 15, 2021. Some of the onsite events were the La Union 171st Foundation Anniversary, La Union Health Summit, Rugian iti 2021 SOPA, PGLU SaLU-Salo, and PGLU Mega Vaccination.

In terms of the Offices with Standard Broadband Connection, the Province attained 100.00 percent accomplishment with the three internet subscriptions including the redundancy from two ISPs, PLDT Inc. and Globe Innove Communications. The internet connectivity caters to all PGLU Offices, District Hospitals as well as the 19 component LGUs through the Provincial Wireless Mesh. In addition, the Province still maintains the G Suite legacy for its email subscription.

Through business processes automation, Offices have improved their operational efficiency, document management, and facilitated transparency of their mandates. Hence, the Province was able to provide ample support to its stakeholders through digital transformation.

Table 5.6. Logistical Support Status in PGLU CY 2021

Particulars	2018	2019	2020	2021
	65%	66%	80%	80%
Good condition	656	784	354	354
Obsolete	197	277	156	156
New (ICT Upgrade)	128	55	70	70
Total Number of Units	784	839	424	424

Source of Data: Information Communication Technology Unit (ICTU)

Furthermore, the Province is in the process of procuring the Virtual Private Cloud (VPC) for Data Sharing System and the Completion of Peace and Order Phase II, which is intended to establish a province-wide Peace, Order and Public Safety-Emergency Operations Center (POPS-EOC) and its enabling infrastructures; Provide and enable LGUs to develop their localized POPS-EOC; Create an integrated Communication Backbone for all component LGUs and the five Agri-tourism circuits. In addition, it aims to ensure the safety, orderliness and security of the Province. The Provincial Government also provided support in the administration of the Legislative Information System (LIS) of the Sangguniang Panlalawigan.

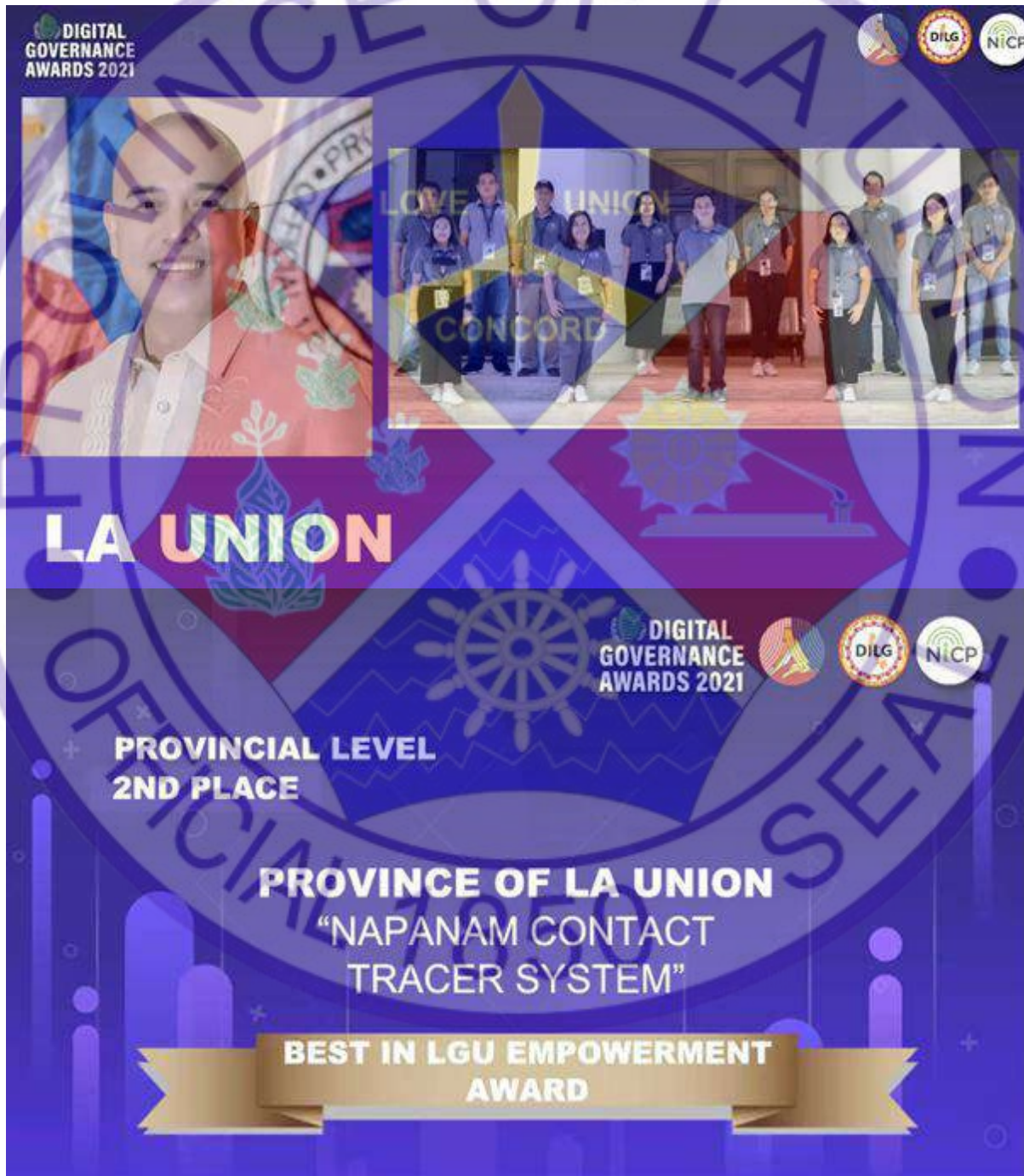
LOGISTICS AND INFRASTRUCTURE SUPPORT: Digital Governance Awards 2021

The Digital Governance Awards (DGA) organized by the ICT Industry Development Bureau (IIDB) of the Department of Information and Communications Technology (DICT), in partnership with the Department of Interior and Local Government (DILG) and the National ICT Confederation of the Philippines (NICP) is an annual search for best practices in the Local Government Units (LGUs) in utilizing information and communications technology (ICT) to effectively and efficiently deliver its public services directly to its constituents and business stakeholders. From 2019-2021, the Provincial Government through its Information and Communication Technology (ICTU) continued to be recognized and awarded by the said awarding body.

In 2021, the Province bagged Second Place in the Provincial Level as Best in Inter-Operability (G2G) Award for NAPANAM Contact Tracer System during the CY

2021 Digital Governance Awarding Ceremony on October 29, 2021. The G2G category awards the effect of an LGU's initiative to connect data and systems with other government offices, both national and local, for the convenience of their constituents and to improve its public service delivery.

Meanwhile, for the Best in Government Internal Operations (G2I) Award and Best in Covid-19 Pandemic Response (G2P), the Province's Personnel Management Information System (PMIS) and La Union Covid-19 Response Hub landed as one of the Finalists, respectively. A total of 66LGUs consisting of 13 Provinces, 33 Cities and 36 Municipalities with 106 entries vied for the 45 awards.



Source of Data: Office of the Provincial Governor-Information Communication and Technology Unit



Source of Data:OPG-ICTU (2020 Awards)



Source of Data:OPG-ICTU (2019 Awards)

INCREASED PUBLIC PARTICIPATION AND SATISFACTION

CITIZEN ENGAGEMENT: Good Overall Citizen Satisfaction

The Customer Feedback (CF) Mechanism is mandated in the Citizen's Charter to measure satisfaction of clients on public service deliverables. Through this institutionalized mechanism, the Province registered a customer feedback rating of 92.73 percent in 2021, higher by 11.77 percentage points when compared to its performance last year at 80.96 percent satisfaction rating. This is within the 2021 target range of 85.00 to 100.00 percent satisfaction rating.

Meanwhile, the Province recorded a high customer complaint resolution rate at 87.50 percent during the year in review. This figure is within the 2021 target range of 85.00 to 100.00 percent resolution rate but lower than its level in the preceding year at 100.00 percent. Having a high resolution rate illustrates that issues were resolved and were acted upon immediately. However, to further improve the system, the Provincial Government conducted a CF Reorientation on May 19, 2021 as an avenue to capacitate its 30 CF focal persons and address issues and concerns related to the gathering and collection of customer feedback in their respective Offices.

CITIZEN ENGAGEMENT: ELYUNITE Life Satisfaction Survey

In 2021, the Provincial Government of La Union continued to adopt the transformative governance principle, which enables the Province to achieve great advancements in bringing about genuine transformation to the lives of its people and address the needs and challenges caused by the Covid-19 pandemic. Thus, the Province continued to implement programs, projects, and activities (PPAs) that will further increase the involvement of the local community and key stakeholders. In support to this, the Province established the ELYUNITE Life Satisfaction Survey, a mechanism by which the Provincial Government to assess the effectiveness of its implemented PPAs. Through this Survey, the Province takes into account the feedback and opinions of the people on how the implemented PPAs significantly impacted their lives. Respondents to the Survey were of legal age and bonafide residents of La Union who are registered in the NAPANAM system. The Survey was conducted online through Google Forms, and results were collected and analyzed. Out of the 1,592 respondents, 61.00 percent responded that they are at least "somewhat satisfied" while 11.00 percent are "very satisfied" with their quality of life in La Union. Accordingly, the Survey was conducted to determine the quality of life in the province considering the various initiatives and government services provided by the PGLU, which are aligned to the overall vision of the Province. Below is the overall result and summary report card of the ELYUNITE Life Satisfaction Survey (See Figure 4.3).

Figure 4.3. Highlights of the CY 2021 ELYUNITE Survey



Source of Data: Office of the Provincial Strategy

Gen Z Time: Empowering the Zoomers for a Stronger La Union activity

The PGLU conducted the Gen Z Time: Empowering the Zoomers for a Stronger Lo Union on March 29-30, 2021 as part of its initiative to promote greater participation and strengthen partnerships with the younger generation. The Gen Z project was held to serve as an avenue for the Gen Zs and the Governor to interact and share ideas in leadership and governance. It is also intended to increase involvement, bring fresh perspective and refine skills of the younger generation. This project was participated by a total of 49 Gen Zs whose age ranged from 18-24 years old. As part of the activity, a Commitment Pledge was held to signify the Gen Zs' dedication to their role in helping build La Union, a Province worth living for.

I Love La Union Program - Time with the Governor

One of the new undertakings of the Province in 2021 is the Time with the Governor Sessions, which promotes the enabling role of the Provincial Government to its component LGUs. As part of the PGS, the Province, through its I Love Program, conducted the Time with the Governor: a needs - driven program planning session of the Governor and the team from the PGLU with the Local Chief Executives and key LGU officials in its 20 component LGUs. Further, the LGU officials were able to act as the voice of their constituents by sharing the immediate needs and concerns of the people. As a result, the PGLU is guided to formulate PPAs to support and respond to high-priority concerns identified by the LGUs which will eventually alleviate social burdens and improve the quality of life of the people. To date, the Governor was able to visit 12 LGUs, namely the Municipalities of Sudipen, San Gabriel, Balaoan, Santol, Agoo, Bauang, Naguilian, Pugo. The Province was able to note the concerns identified by the concerned LGU officials during the session, which were endorsed to concerned PGLU offices/units for appropriate action.



CITIZEN ENGAGEMENT: Enhanced Public Access to Information

The Provincial Government of La Union continued to provide responsive and accountable Information communication technology (ICT) services to enhance its operations and governance processes. By doing so, the Province improved the public access to information and maintained its openness and transparency, thus, public trust and confidence.

In 2021, the Province re-launched its newly refurbished website, which was patterned to the Government Web Template (GWT). The GWT is an initiative of the Philippine Government to institutionalize a corporate online identity for all government websites through a standard design, navigation, and content.

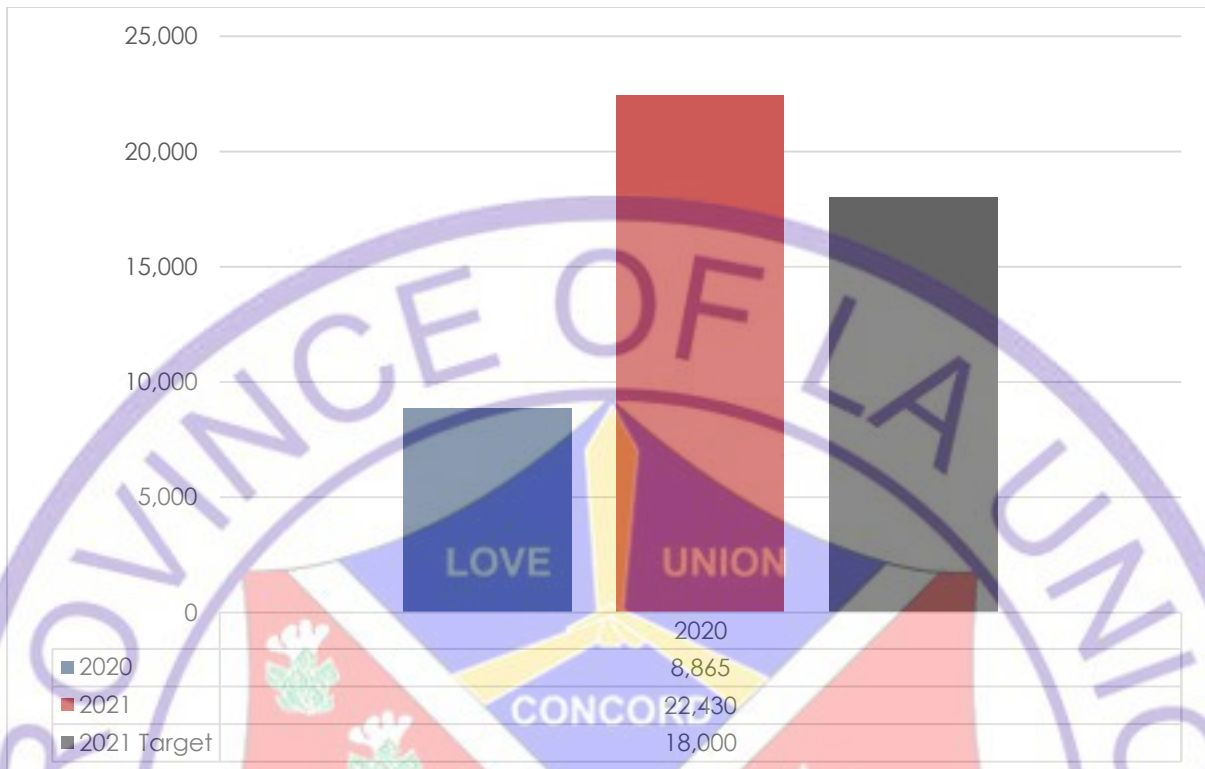
Moreover, the www.launion.gov.ph domain of the Provincial Government was registered to the DICT. The domain name was created and managed to make Internet service more accessible to the general public. Furthermore, the web hosting was being catered within the premises of the PGLU for proper and faster data management as well as to accommodate security measures and prevention.

In 2021, the Province recorded a total of 22,420 visitors, higher than the 8,865 visitors recorded last year and surpassed its 2021 target of 18,000 visitors. (See Figure 5.3). The Provincial Government posted 319 articles on the PGLU website during the year in review, up by 3.91 percent when compared to the total uploads last year at 307 articles (See Figure 5.4). In addition, the Province also uploaded 199 Bid documents in the said website in 2021 from 157 Bid documents in 2020 (See Figure 5.4). A total of 4,850,000 impressions were also recorded during the year in review. Updating and managing the website is necessary for transparency of processes and easier client engagement. The results of the web analytics conducted is important to ensure that the experience of the users are continually improved.

To date, 95.00 percent or 19 out of 20 LGUs, including the five District Hospitals and one Provincial Hospital (La Union Medical Center) were connected with the Provincial Wireless Mesh. Through the mesh, the PGLU was able to provide Internet Connectivity to the designated areas. Satellite Offices include the Office of the Provincial Agriculturist, Office of the Provincial Veterinarian, La Union Provincial Jail, LUPAC Building (OPAss, PESU, Provincial Library), Pasalubong Center, Antonino Building, Home of Hope Acao, Home of Hope Sevilla, La Union Peace and Order Building, Agora Hall (Thunderbird) and Robinsons Mall (Mega Vaccination).


Meanwhile, the digital transformation made a big impact to both social communication and different social media platforms as it provides the needed information during the time of crisis. In relation to this, the Province strengthened its presence via social media and its official website. In 2021, the Province recorded a total of 258,810 Facebook followers, higher by 35.02 percent when compared to the 191,685 followers registered in 2020 (See Figure 4.4). This figure also surpassed its 2021 target of 200,000 facebook followers. The increase could possibly be due to the interest of the public in the latest updates about Covid-19 pandemic and at the same time be informed with the new guidelines and protocols being implemented in the Province.

Figure 4.4 Number of Visitors in PGLU Website: 2021 vs 2020 and 2021 Target



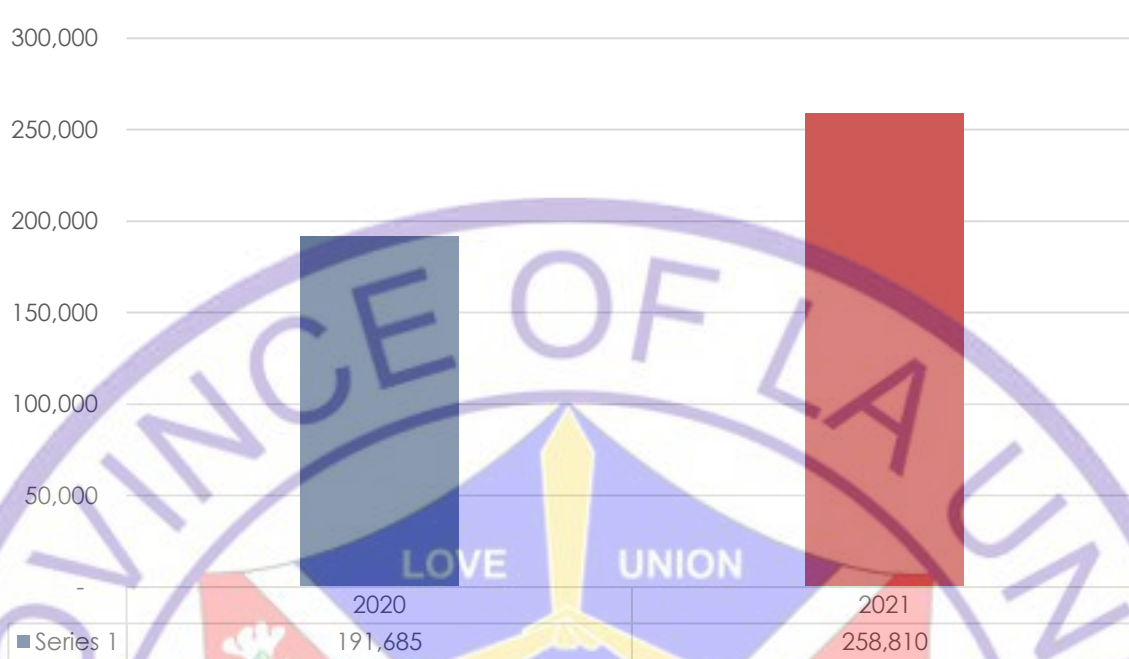
Source of Data: Office of the Provincial Governor-Information Communication and Technology Unit

Figure 4.5. Number of Articles posted and Uploaded Documents in PGLU Website: 2021 vs 2020.



Source of Data: Provincial Information Office

Figure 5.5. Number of Followers in PGLU Official Facebook Page: 2020 vs 2021



Source of Data: Provincial Information Office

The Provincial Government also continued to fully comply with the Full Disclosure on Bids and Public Offering Reports, Procurement Monitoring Reports, and Agency Procurement Compliance and Performance Reports as it registered 100.00 percent accomplishment during the year in review, the same level as last year.

Establishment of the Civil Society Organizations (CSO) Desk and People’s Council

In 2021, the Province continues to strengthen the representation of stakeholders through active Civil Society Organization (CSO) in local special bodies, Establishment of the CSO Desk, People’s Council and Provincial Multi-Sectoral People’s Assembly (PROMUSPA) to ensure the successful planning and implementation of its PPAs. The CSO Desk was established on August 5, 2021 through Executive Order 33, S. 2021. Thus, through SP Resolution No. 1197-2021, the LUSCO was adopted as the People’s Council of La Union. Meanwhile, the PROMUSPA conducted an orientation and election on December 16, 2021 attended by 58 CSO participants with 48 attendees on-site and ten via video conferencing.

CITIZEN ENGAGEMENT: Participatory Planning and Development Process

In recognition of the vital role of Civil Society Organizations (CSOs) in local planning and other development processes, the Province ensured and sustained 100.00 percent CSO representation in all its Local Special Bodies which includes the Provincial Development Council (PDC), Provincial School Board (PSC), Provincial Housing Board (PHB), and Peace, Order and Public Safety (POPS). By implementing thereof, the Provincial Government continued to empower its citizens in articulating their needs as they participate in the decision-making process, program planning, implementation and monitoring at the local level. To date, there were 113 CSOs accredited by the Province, higher than the 102 CSOs accredited last year

In addition, 100% of the legislative measures that require public consultation have undergone public hearing during the year in review. The SP conducted a total of four public hearings.

MOVING FORWARD

The Organizational Accountability and Governance Sector will remain committed to the implementation of its priority PPAs in 2022 as it is close towards the achievement of its Sector Vision, which is “La Union: Hallmark of Service Excellence through Transformative Governance”. With the improved performance of the Sector in 2021, it is expected that the same will be pursued in the succeeding year. Among the major PPAs to be implemented next year include the following: Continue to pursue the last stage of the Performance Governance System (PGS) and its certification in the ISO Integrated Management System (IMS). The Province will also focus on the updating of its Provincial Development and Physical Framework Plan (PDPFP) and Environmental Sector Plans. Further, the Province will continuously engaged citizens in the Province will also ensure the proper accounting and safekeeping of public properties with the establishment of an inventory system and provincial warehouse. Citizens will also be continuously engaged with the implementation of survey and consultation platforms, provision of free- wifi access points and continuous information campaigns.



Thus, the Province will continue to recognize the importance of active participation and collaboration of everyone in building a Stronger Lo Union. In support to this, the PGLU will continue to explore and reinforce partnerships that enable more effective and efficient design and implementation of its programs, projects and activities. This undertaking will help address the needs of the people and improve their quality of life in the Province.



The seal of the Province of La Union is a circular emblem. It features a central shield divided into four quadrants by a cross. The top-left quadrant is blue with the word 'LOVE', the top-right is blue with 'UNION', the bottom-left is red with 'CONFID', and the bottom-right is red with 'SEAL'. The shield is surrounded by a blue border containing the text 'PROVINCE OF LA UNION' at the top and 'OFFICIAL 1850' at the bottom. The shield itself contains various symbols including a sun, a gear, and a ship's wheel.

INFRASTRUCTURE DEVELOPMENT SECTOR

Rehabilitation of Occalong Small Scale Irrigation System at Luna, La Union. The construction of 176 linear meter irrigation canal brings the water supply from Occalong falls to the nearby residents of Luna. It supplies 70 hectares of agricultural land which maintains the irrigation for rice plants and other high value crops and vegetation. The project started on June 18 and was completed on September 16, 2021.



Inspired by its aim to improve and provide its constituents the development they yearn and deserve, and to make the province of La Union a place worth living in, the Provincial Government of La Union remained focused and steadfast to its commitment to bring about infrastructure development within its area of jurisdiction. The Province, armed with its experiences in working under the unprecedented conditions brought upon by the CoVid-19 pandemic, remained resilient as it continued to implement projects throughout the province. This resulted to the implementation of various infrastructure projects for all sectors.

ECONOMIC INFRASTRUCTURE SUPPORT

The province, which primarily relies on agriculture and tourism for its economic development has been hit hard during the pandemic. Border entry was still being closely monitored and movement of people was still limited due to pandemic protocols. As a result, movement in the agricultural sector was disrupted and the influx of tourists decreased.

Hence, to facilitate the recovery of both sectors, the Provincial Government allocated a large portion of its funds in the implementation of various infrastructure projects under these sectors.

ROAD NETWORK DEVELOPMENT

The newly approved and adopted Enhanced La Union Road Network Development Plan (LURNDP) for CY 2021-2025 provided a framework on how to go about the improvement of the road network of the province. In 2021, PGLU not only focused on expanding and repairing its road network but also focused on converting and upgrading its roads to become weather and climate resilient. Structures such as slope protections and drainage systems were also integrated on road projects to ensure the safety of motorists and increase the durability of the roads.

ROAD NETWORK DEVELOPMENT: Improvement/Rehabilitation of Provincial Roads

The provincial roads play a vital role in the movement of people and goods and are used for inter-municipality travels. The proximity of these provincial roads to the agricultural centers as well as their interconnection with the Farm-to-Market roads and Barangay roads makes them a more viable option to be used for economic purposes. The improvement of the provincial roads will surely spur economic growth that will help the province achieve its Vision to become the Heart of Agri-Tourism in Northern Luzon by 2025.

Completed Provincial Road Projects

The Province completed 22 projects amounting to P242,105,845.58 in 2021. Two projects were implemented for the rehabilitation and improvement of Balaoan - Santol road and five projects were implemented for the rehabilitation, improvement and upgrading of Sto. Tomas – Agoo – Tubao road (see Table 5.1). Concisely, 17 different provincial road network were developed during the period in review.

A total of five were funded under the Conditional Matching Grant to Provinces (CMGP) wherein three were initiated in 2019 and two started in 2020. The remaining

14 projects were funded by RA7171 and two projects were funded under Development Fund (DF).

These projects catered to the improvement/rehabilitation of 11.159 kilometers of provincial road length as well as the construction and improvement of slope protections near landslide prone areas, roadway drainage canal, and improvement of road signage along Balaoan.

Table 5.1. List of Completed Provincial Road Projects in La Union: CY 2021

Project Title/Location	Length/Project Coverage	Funding Source	Project Cost (Php)	Year Started
Rehabilitation and Improvement of Balaoan-Santol Road Phase II, Santol	2,040 linear meters	CMGP	24,578,111.00	2019
Improvement of Balaoan-Santol Road (Balaoan Section) Phase III	325 linear meters	RA 7171	4,860,230.26	2021
Rehabilitation & Improvement of Sto. Tomas-Agoo-Tubao Road, Sto. Tomas	1,675 linear meters	CMGP	42,793,838.00	2020
Improvement of Sto. Tomas-Agoo-Tubao Road (Sto. Tomas Section), Sto. Tomas	Slope Protection	RA 7171	1,459,315.32	2020
Improvement of Sto. Tomas-Agoo-Tubao Road (Tubao Section)	229.87 linear meters	RA 7171	2,913,200.52	2020
Rehabilitation, Improvement and Upgrading of Sto. Tomas-Agoo-Tubao Road (Agoos Section)	110 linear meters	RA 7171	2,427,348.22	2020
Rehabilitation, Improvement and Upgrading of Sto. Tomas-Agoo-Tubao Road (Agoos Section) Phase IV	323 linear meters	RA 7171	4,857,910.51	2021
Rehabilitation and Improvement of Caba-Naguilian Road (Phase II), Caba	1,300 linear meters	CMGP	39,988,928.19	2019
Rehabilitation and Improvement of Santol - San Gabriel Road (Phase III), Santol	1,200 linear meters	CMGP	25,000,000.00	2019
Rehabilitation & Improvement of Poblacion-Calipkip-San Juan Road, Aringay	1,525 linear meters	CMGP	50,000,000.00	2020
Improvement of Cadumani-Inabaan Road (Pugo Section)	103 linear meters	RA 7171	2,882,367.89	2020
Improvement of San Simon-Sta. Cecilia Road (Aringay Section), Aringay	700 linear meters	RA 7171	9,716,255.25	2020
Rehabilitation of Casilagan-Bail Road, Sto. Tomas	Slope Protection	RA 7171	1,456,784.43	2021
Rehabilitation/Restoration of Rosario-Tubao Road	Drainage canal	RA 7171	992,260.52	2021
Rehabilitation and Improvement of Pagbennecan-Tallaoen Road (Luna Section) Phase III, Luna	100 linear meters	RA 7171	2,415,325.40	2021
Rehabilitation and Improvement of Bangar-Castro Road (Bangar Section) Phase IV, Bangar	310 linear meters	RA 7171	4,850,296.75	2021

Project Title/Location	Length/Project Coverage	Funding Source	Project Cost (Php)	Year Started
Rehabilitation and Improvement of Pantar-San Francisco Road (Sudipen Section)	260 linear meters	RA 7171	4,852,243.34	2021
Rehabilitation and Improvement of Ubbog-Paagan Road (Phase IV), Bacnotan	191 linear meters	RA 7171	4,867,480.40	2021
Rehabilitation and Improvement of Pantar-Luna Road (Luna Section) Phase III	192.50 linear meters	RA 7171	2,416,485.92	2021
Rehabilitation and Improvement of Biday-Mameltac-Saoay-Dallangayan Road (Phase II), City of San Fernando	395 linear meters	RA 7171	4,871,600.00	2021
Rehabilitation and Improvement of Access Road to Salapak Tunnel, Aringay	180 linear meters	DF	2,916,641.66	2021
Provision of Road Signages, Balaoan	Road Signages	DF	989,222.00	2021

Source of Data: Provincial Engineering Office

On-going Provincial Road Projects

In 2021, the Provincial Government started the implementation of nine projects with a total cost of P70,195,321.02 (see Table 5.2). Out of the total, seven were funded under RA 7171 while the remaining two projects were funded by CMGP and DF.

In addition to the five projects completed in 2021 for the rehabilitation, improvement and upgrading of Sto. Tomas – Agoo – Tubao road network, an on-going CMGP project was initiated during the period for the Phase II of the Sto. Tomas section.

Table 5.2. List of On-Going Provincial Road Projects in La Union: CY 2021

Project Title/Location	Funding Source	Project Cost (Php)	Year Started
Rehabilitation and Improvement of Sto. Tomas-Agoo-Tubao Road Phase II, Sto. Tomas	CMGP	34,896,460.05	2021
Improvement of San Simon-Sta. Cecilia-Sta. Teresa Provincial Road (Aringay Section) Phase III leading to Macabato Farm to Market Road, Aringay	RA 7171	4,853,061.24	2021
Rehabilitation and Improvement of Bacnotan-San Gabriel Road (San Juan Section) Phase V	RA 7171	4,860,221.14	2021
Improvement of Pagdalagan-Bungro-Tanquigan-Siboan-otong Road, City of San Fernando	RA 7171	4,850,805.25	2021
Rehabilitation and Improvement of Sapilang Road (Phase II), Bacnotan	RA 7171	4,868,779.65	2021
Improvement of Tay-ac-Puzon Road (Phase II), Rosario	RA 7171	4,853,573.13	2021
Rehabilitation and Improvement of San Juan-Bagulin Road (San Juan Section) Phase III	RA 7171	4,868,681.76	2021
Rehabilitation of San Vicente-Catbangan Road & Drainage System (Phase II), San Fernando City	RA 7171	4,872,000.00	2021
Rehabilitation of San Vicente - Catbangan Road	DF	1,271,738.80	2021

Source of Data: Provincial Engineering Office

ROAD NETWORK DEVELOPMENT: Bridge Projects

Completed Bridge Projects

PGLU completed three bridge projects during the year of review wherein one project started in 2020 while the other two projects started in 2021 (see Table 5.3). All of these projects were funded under the Development Fund (DF) amounting to a total of P48,668,100.07.

Table 5.3. List of Completed Bridge Projects in La Union: CY 2021

Project Title/ Location	Length/Project Coverage	Funding Source	Project Cost (Php)	Year Started
Retrofitting/Strengthening of Bridge 1 & Bridge 4, Caba & Naguilian	33 linear meters	DF	19,942,229.35	2020
Repair and Upgrading of Provincial Bridges - Bridge 2 & 3 along Santol	39 linear meters	DF	14,046,772.80	2021
Repair and Upgrading of Provincial Bridges - Bridge 2 & 3 along Caba	33 linear meters	DF	14,679,097.92	2021

Source of Data: Provincial Engineering Office

OTHER NOTABLE ROAD DEVELOPMENT PROJECTS WITHIN THE PROVINCE

Bauang-San Fernando-San Juan By-Pass Road (DPWH IMPLEMENTED)



One of the notable road network developments in the province was the construction of the 22.194 kilometers by-pass road, which spans the municipalities of San Juan and Bauang, and traverses the City of San Fernando. The project was implemented by DPWH Regional Office I.

The said by-pass road can be subdivided into two sections namely San Fernando-San Juan section and San Fernando-Bauang Section. The San Fernando-San Juan Section, particularly the road section from Brgy. Camansi, City of San Fernando to Brgy.

Talogtog, San Juan was already accessible and open for public use although some of its components such as slope protections, embankments and reinforced concrete pipe culverts as well as concreting of some outer lanes along the section are not yet completed. The completion of these components including the opening of the remaining roads along San Fernando will be carried out in the following years.

The San Fernando-Bauang section consist of various road sections and bridges including an 895.9 linear meter bridge that spans over the Balili River. The construction of the San Fernando-Bauang section is still on-going and the road was still closed due to the construction of its various bridge components.

This by-pass road will help ease the growing problem of traffic congestion, which primarily affects the three concerned LGUs. The construction of this road will positively impact the development of both the agriculture and tourism sectors in the province.

AGRICULTURE INFRASTRUCTURE SUPPORT

Agriculture remains to be the main economic driver and income generator of the people in La Union, in this regard, the Province funded various projects in 2021, which ranges from the construction of Farmer's Multi-Purpose Centers, to the establishment of Irrigations and Post-harvest facilities. These infrastructures cater to the various needs of farmers as well as empower them not only to become producers of raw materials but also to become processors as well. This undertaking solidifies the Province's eagerness to achieve its Vision to become the Heart of Agri-Tourism in Northern Luzon by 2025.

AGRICULTURE INFRASTRUCTURE SUPPORT: Construction/Improvement/ Rehabilitation of FMRs

Farm-to-Market Roads (FMR) also contribute to the movement of people and goods within the province especially in the far-flung or hard to reach areas. Given its immense impact to the agricultural and tourism sectors, the Province continued to prioritize the construction of new FMRs as well as maintain and improve the existing ones.

Rehabilitation of Parasapas Farm to Market Road and Parasapas Bridge, Rosario



Source: Office of the Provincial Engineer

Completed Farm-to-Market Road Projects

The Province implemented 36 FMR projects during the year in review. Nine of which started in 2020 while the remaining 28 projects started in 2021 (see Table 5.4). All these projects were funded under RA 7171 except for the PRDP funded Parasapas project that has a bridge component.

Two of the projects contributes to the construction, rehabilitation and improvement of Casilagan FMR in Naguilian and in the same way, two projects lead to the rehabilitation of Calabugao-Puspup FMR network. Likewise, seven various disjoining FMR segments lead to the development of three distinct provincial FMR networks whereof, two are located in the City of San Fernando and the remaining is located in Sudipen.

In summary, the completed projects developed 30 different FMR networks in the province. The total project cost for the construction, rehabilitation and improvement of the 11.148 kilometers total road length of FMRs was P225,597,249.82.

Table 5.4. List of Completed Farm-to-Market Road (FMR) Projects in La Union: CY 2021

Project Title/Location	Length/Project Coverage	Funding Source	Project Cost (Php)	Year Started
Rehabilitation of Parasapas Farm to Market Road and Parasapas Bridge, Rosario	2,985 linear meters	PRDP	78,031,717.30	2020
Construction of Casilagan Farm to Market Road, Naguilian	214.60 linear meters	RA 7171	2,910,387.07	2021
Rehabilitation and Improvement of Casilagan Farm to Market Road, Naguilian	356.5 linear meters	RA 7171	4,851,700.00	2021
Rehabilitation of Calabugao - Puspup Farm to Market Road (Phase II), City of San Fernando	360.20 linear meters	RA 7171	5,250,000.00	2021
Rehabilitation of Puspup-Calabugao Farm to Market Road (Phase III), City of San Fernando	302 linear meters	RA 7171	4,865,000.00	2021
Rehabilitation of Santiago-Dallangayan-Namtutan Farm to Market Road, San Fernando City	150 linear meters	RA 7171	3,890,000.00	2020
Rehabilitation of Santiago-Dallangayan Farm to Market Road (Phase III), City of San Fernando	228 linear meters	RA 7171	4,865,000.00	2021
Improvement of Mameltac-Dallangayan Oeste Farm to Market Road (Phase II), City of San Fernando	992.6 linear meters	RA 7171	4,872,805.30	2021
Improvement of Narra-Santiago Sur Farm to Market Road, CSF	100 linear meters	RA 7171	2,998,563.40	2020
Rehabilitation & Improvement of Santiago Sur Farm to Market Road, City of San Fernando	196 linear meters with 40 mtrs. Crib wall	RA 7171	2,912,792.58	2020
Construction of Bulalaan-Maliclico FMR, Sudipen	260 linear meters	RA 7171	4,858,800.00	2021
Improvement of Bulalaan Farm to Market Road, Sudipen	205 linear meters	RA 7171	4,858,806.38	2021

Project Title/Location	Length/Project Coverage	Funding Source	Project Cost (Php)	Year Started
Improvement of Kilat-Lon-oy Farm to Market Road (Burayok Section), San Gabriel	106 linear meters	RA 7171	14,551,869.66	2020
Improvement of Cabarsican Farm to Market Road, San Fernando City	300 linear meters	RA 7171	2,914,267.98	2020
Improvement of Agpay-Libtong-Imelda Farm to Market Road, Burgos	63 linear meters	RA 7171	1,940,387.79	2020
Improvement of Cadaclan Farm to Market Road, San Fernando City	90 linear meters	RA 7171	2,910,376.25	2020
Construction of Siboa-otong Farm to Market Road, San Fernando City	147 linear meters	RA 7171	3,883,890.89	2020
Rehabilitation and Improvement of Birunget Farm to Market Road, City of San Fernando	150 linear meters	RA 7171	2,987,120.73	2021
Construction of Nagyubuyuban FMR (Phase III), City of San Fernando	154 linear meters	RA 7171	3,893,717.00	2021
Construction of Biday Farm to Market Road, City of San Fernando	362.50 linear meters	RA 7171	3,884,142.00	2021
Improvement of Farm to Market Road at Purok 3, Brgy. Namtutan, City of San Fernando	60 linear meters	RA 7171	1,165,000.00	2021
Rehabilitation and Improvement of Catbangan Farm to Market Road	96 linear meters	RA 7171	7,979,751.82	2021
Improvement of Pacpaco Farm to Market Road, City of San Fernando	339 linear meters	RA 7171	4,861,844.00	2021
Rehabilitation of San Juan-San Fernando Road, CSF	579.1 linear meters	RA 7171	4,850,672.75	2021
Construction of Farm to Market Road at Purok 6, Brgy. Bangbangolan, CSF	93.2 linear meters	RA 7171	2,883,747.00	2021
Improvement of Cabaroan Farm to Market Road, City of San Fernando	260 linear meters	RA 7171	3,898,050.00	2021
Completion of Pagudpud Farm to Market Road (Purok 5 Section), CSF	81 linear meters	RA 7171	1,455,463.00	2021
Improvement of Naguilian-San Fernando Road (Phase IV), Naguilian	76 linear meters	RA 7171	9,745,125.00	2021
Improvement of Balebec-Basca Farm to Market Road, Naguilian	598 linear meters	RA 7171	1,949,000.00	2021
Improvement of Casilagan Farm to Market Road, Bauang	330 linear meters	RA 7171	2,910,375.00	2021
Construction of Pagdildilan Farm to Market Road (Phase III), San Juan	154 linear meters	RA 7171	2,921,007.61	2021
Improvement of Bilis-Upper Tumapoc-Delles Farm to Market Road, Burgos	185 linear meters	RA 7171	4,852,770.39	2021
Rehabilitation & Improvement of Suyo Farm to Market Road, Bagulin	248 linear meters	RA 7171	4,674,957.84	2021
Improvement of Basca-Gallano Farm to Market Road, Aringay	140 linear meters	RA 7171	4,855,629.31	2021
Improvement of San Miguel - San Jose Sur FMR, Agoo	114 linear meters	RA 7171	1,553,968.97	2021
Rehabilitation & Improvement of Sucoc Farm to Market Road, Luna	72.5 linear meters	RA 7171	2,908,542.80	2021

Source of Data: Provincial Engineering Office

On-going Farm-to-Market Road Projects

In 2021, the province also started the construction of seven FMRs (see Table 5.5). These projects were all funded under RA 7171 and were started during the year in review. Expanding the coverage of provincial FMRs, the on-going projects in Kilat-Lon-oy San

Gabriel and Masicong-Cabarsican CSF cater the improvement of their respective FMR networks. The total project cost for the on-going projects was P36,992,282.66.

Table 5.5. List of On-Going Farm-to-Market Road (FMR) Projects in La Union: CY 2021

Project Title/Location	Funding Source	Project Cost (Php)	Year Started
Improvement of Kilat-Lon-oy Farm to Market Road (Burayok Section) Phase II, San Gabriel	RA 7171	9,739,407.23	2021
Improvement of Masicong-Cabarsican Farm to Market Road (Phase II), City of San Fernando	RA 7171	4,871,500.00	2021
Construction of Farm to Market Road at Purok 1, 2 & 3, Brgy. Masicong, City of San Fernando	RA 7171	6,794,535.00	2021
Improvement of Sevilla Farm to Market Road, City of San Fernando	RA 7171	6,795,347.68	2021
Construction of Upper Abut Farm to Market Road (Purok 6 Section), Abut, City of San Fernando	RA 7171	1,067,959.38	2021
Rehabilitation of Parian Farm to Market Road (Phase II), City of San Fernando	RA 7171	2,910,381.10	2021
Improvement of Nadsaag-Pacpacac Farm to Market Road (Phase III), San Juan	RA 7171	4,813,152.27	2021

Source of Data: Provincial Engineering Office

AGRICULTURE INFRASTRUCTURE SUPPORT: Farmers Multi-Purpose Center Projects Completed Farmers Multi-Purpose Center Projects

In 2021, the Provincial completed the implementation of 19 projects, four of which started in 2020 while the other 15 projects started during the year in review (see Table 5.6). All projects were funded under RA7171 except the improvement of the Evacuation Center at Brgy. Victoria, Luna, La Union, which was funded by the Province's Trust Fund (Disaster Rehabilitation and Reconstruction Assistance Program). A total of P60,984,783.84 was utilized for the completion of these projects.

Table 5.6. List of Completed Farmers Multi-Purpose Center (FMPC) Projects in La Union: CY 2021

Project Title/Location	Funding Source	Project Cost (Php)	Year Started
Construction of Luna Farmers Trading Center, Luna	RA 7171	9,722,453.17	2020
Construction of Carmay Farmers Multi-Purpose Center, Bauang	RA 7171	2,910,899.73	2020
Completion of Talogtog Farmers Multi-Purpose Center, San Juan	RA 7171	976,300.33	2020
Completion of Sto. Rosario Farmers Multi-Purpose Center, San Juan	RA 7171	2,427,264.82	2020
Construction of Ili Sur Farmers Multi-Purpose Center, San Juan	RA 7171	4,858,867.56	2021
Improvement of Ilocanos Sur Farmers Multi-Purpose Center	RA 7171	995,650.55	2021
Improvement of Sacyud Farmers Multi-Purpose Center, City of San Fernando	RA 7171	1,363,603.14	2021
Completion of Santiago Sur Farmer's Multi-Purpose Center, City of San Fernando	RA 7171	1,941,880.62	2021
Completion of Puspup Farmers Multi-Purpose Center, City of San Fernando	RA 7171	1,946,269.50	2021
Completion of Farmers Multi-Purpose Building, Brgy. Tanquigan, City of San Fernando	RA 7171	583,245.00	2021
Completion of Dallangayan Oeste Farmers Multi-Purpose Center, City of San Fernando	RA 7171	1,620,125.64	2021
Construction of Farmers Multi-Purpose Center, San Cornelio, Caba	RA 7171	3,882,136.07	2021

Project Title/Location	Funding Source	Project Cost (Php)	Year Started
Construction of Farmers Multi-Purpose Center, Barangay Bautista, Caba	RA 7171	4,850,517.00	2021
Completion of Bancagan Farmers Multi-Purpose Center, Naguilian	RA 7171	2,911,503.03	2021
Construction of Baraoas Sur Farmer Multi-Purpose Center, Naguilian	RA 7171	4,853,309.35	2021
Construction of Ortega Farmers Multi-Purpose Center, Bacnotan	RA 7171	4,865,804.25	2021
Construction of Calungbuyan Farmers Multi-Purpose Center, Balaoan	RA 7171	4,809,653.95	2021
Construction of Manggaan Farmers Multi-Purpose Center, Santol	RA 7171	4,864,572.13	2021
Improvement of Evacuation Center at Brgy. Victoria, Luna	TF	600,728.00	2021

Source of Data: Provincial Engineering Office

Ongoing Farmers Multi-Purpose Center Projects

PGLU began the construction of four Farmers Multi-Purpose Centers in 2021 (see Table 5.7). These projects, which were funded under RA7171 have a combined project cost of P20,406,921.56. The Phase I of the Luna Farmers Trading Center was completed during the period in review and the continuation of the project goes on as PGLU started its Phase II which is expected to complete in 2022.

Table 5.7. List of On-Going Farmers Multi-Purpose Center (FMPC) Projects in La Union: CY 2020

Project Title/Location	Funding Source	Project Cost (Php)	Year Started
Construction of Luna Farmers Trading Center (Phase II), Luna	RA 7171	9,716,825.00	2021
Construction of Ubagan Farmers Multi-Purpose Center, Sto. Tomas	RA 7171	4,852,726.56	2021
Improvement of Cadaclan Farmers Multi-Purpose Center	RA 7171	1,327,370.00	2021
Construction of Sevilla Farmer's Multi- Purpose Center	RA 7171	4,510,000.00	2021

Source of Data: Provincial Engineering Office

The completion of the Multi - Purpose Centers will not only boost the development of the agricultural sector but will also provide an alternative venue for various events such as mass vaccination, mobile blood-donations and job fairs.

AGRICULTURE INFRASTRUCTURE SUPPORT: Post-Harvest Facilities

With the diverse raw materials being produced by local farmers in the province, PGLU continuously searched for ways to help convert these raw materials to commercial products. The Province intervened by providing them with facilities that will help them store/process their raw production.

In 2021, the Provincial Government completed the establishment of four post-harvest facilities, which was funded under RA7171 (See Table 5.8). A total of P5,574,646.17 was utilized for the construction of the post-harvest facilities. In addition, the improvement of the Pal-Lim Mango Packaging Center in Palugsi-Limmansangan is on-going and is expected to be completed in 2022.

Table 5.8. List of Completed Post-Harvest Facility Projects in La Union: CY 2021

Project Title/Location	Funding Source	Project Cost (Php)	Year Started
Construction of Mushroom Industry, Bacsil, Bacnotan	RA 7171	194,410.00	2021
Construction of Processing Center and Provision of Processing Equipment in Support to Banana/Sweet Potato Chips Production of Lipay Proper Farmers Association, Lipay, San Gabriel	RA 7171	2,462,538.52	2021
Construction of Multi-Purpose Drying Pavement at Purok 1, 3 & 4, Brgy. Bangbangolan, City of San Fernando	RA 7171	1,945,617.65	2021
Construction of Bugnay/Fruit Wine Processing Center, Brgy. Libbo, Bagulin	RA 7171	972,080.00	2021

Source of Data: Provincial Engineering Office

AGRICULTURE INFRASTRUCTURE SUPPORT: Irrigation Projects

During the year in review, PGLU completed the rehabilitation/improvement of three irrigation systems, which started on June 18, 2021 (see Table 5.9). The combined cost of these projects was P8,930,864.08 and were funded under RA 7171.

These irrigation systems will help the local farmers sustain the quality of their crops and address their problem on water supply.

Table 5.9. List of Completed Irrigation Projects in La Union: CY 2021

Project Title/ Location	Length	Serviceable Area	Funding Source	Project Cost (Php)	Year Started
Improvement of Tarangotong Irrigation Canal, Balaoan	1,751 linear meters	400 hectares (600 farmers served)	RA 7171	2,899,274.15	2021
Rehabilitation of Occalong Small Scale Irrigation System, Luna	64 linear meters	51 hectares (64 farmers served)	RA 7171	2,149,953.62	2021
Rehabilitation of Pao Sur Irrigation System, City of San Fernando	204 lin. meters distributed (Road Pavement and Stone Masonry)	50 hectares (50 farmers served)	RA 7171	3,881,636.31	2021

Source of Data: Provincial Engineering Office

TOURISM INFRASTRUCTURE SUPPORT

In 2021 the Province focused on improving the access to tourism sites, which can result in a possible influx of tourists, thus creating more opportunities for local business establishments in the province. Aside from improving access leading to tourism sites, PGLU also looked into establishing/improving heritage sites that will help create a more diverse tourism site options for tourists and will also help showcase the culture of the province.

The Provincial Government completed the rehabilitation and improvement of access road to Salapak Tunnel in Aringay during the year in review. This project was funded under Development Fund. In addition, one heritage project, which is the Construction of Museo Ti Iloko (Phase I) is on-going and is expected to be completed by 2022.

RESILIENT COMMUNITIES SECTOR SUPPORT

The Provincial Government recognizes the need to fortify its defenses against calamities by implementing flood control structures and slope protections. The Province is also in the process of integrating the climate and weather resiliency to its infrastructures.

EDUCATION INFRASTRUCTURE SUPPORT

The improvement of educational facilities remained a priority of the Province in 2021. Through its Provincial School Board, the Provincial Government manages the allocation of funds for the improvement of various educational facilities. Different infrastructures such as covered courts and 2-storey buildings were funded during the year in review.

Although the status quo still restricts the conduct of face-to-face classes, the Province continued to invest in the improvement of educational facilities of public schools within its jurisdiction. This proves that the Provincial Government of La Union takes into account the need to improve the quality of education of the present and future generations.

EDUCATION INFRASTRUCTURE SUPPORT: School Building Projects

In 2021, the Province completed two School Building Projects, namely the construction of 2-Storey – 4-Classroom School Building (Phase I) in Macalva Elementary School in Agoo and San Juan Central School in San Juan. Both projects started in 2020 and were funded under the Special Education Fund (SEF). The total costs of the projects were P8,959,822.47.

The Phase II of the above-mentioned projects are currently on-going. Both started in August 2021 and were funded under SEF amounting to a total of ₱14,954,928.20.

EDUCATION INFRASTRUCTURE SUPPORT: School Covered Courts/School Stage Projects

Completed School Covered Courts/School Stage Projects

The Province completed 13 projects of this category in 2021 (see Table 5.10). Out of the total, 12 projects included the construction, completion, and rehabilitation/improvement of School Covered Courts in the province. The remaining completed project was the construction of a School Stage in Pagudpud Elementary School. Four projects were funded by RA8240 and the other nine projects are funded by SEF. The total project cost in completing the School Covered Courts/School Stage Projects amounts to P43,400,871.29.

Construction of Multi-Purpose Covered Court, Sto. Rosario ES, San Juan



Source: Office of the Provincial Engineer.

Table 5.10. List of Completed School Covered Courts/School Stage Projects in La Union: CY 2021

Project Title/Location	Funding Source	Project Cost (Php)	Year Started
Construction of Multi-Purpose Covered Court, Sto. Rosario ES, San Juan	SEF	4,982,656.08	2020
Construction of Covered Court at Sto. Tomas National High School, Sto. Tomas	SEF	4,980,111.45	2021
Completion of Old Sudipen National High School Multi-Purpose Covered Court, Sudipen	SEF	3,886,800.00	2021
Construction of Luna National Vocational High School Covered Court, Luna	SEF	3,854,485.00	2021
Construction of School Covered Court at Cantoria Elementary School	SEF	3,980,870.00	2021
Construction of Rissing Elementary School Covered Court, Bangar	SEF	3,875,345.00	2021
Completion of School Covered Court at Lubing ES	SEF	1,945,066.43	2021
Construction of School Covered Court at Nagyubuyuban IS	SEF	3,989,400.99	2021
Construction of School Covered Court at Sevilla ES	SEF	1,493,009.20	2021
Construction of Tanquigan Elementary School Covered Court, City of San Fernando	RA 8240	3,883,317.61	2021
Construction of Pagudpud Elementary School Stage, City of San Fernando	RA 8240	1,492,500.00	2021
Rehabilitation/Improvement of Lingsat Integrated School Covered Court, City of San Fernando	RA 8240	1,947,979.47	2021
Completion of North Central School Covered Court, City of San Fernando	RA 8240	3,089,330.06	2021

Source of Data: Provincial Engineering Office

On-going School Covered Courts/School Stage Projects

During the year in review, the Province started the construction of seven School Covered Court (see Table 5.11). From the total, four projects were funded under RA8240 while the remaining three projects were funded under SEF. The total project cost amounted to P34,207,222.95.

Table 5.11. List of On-going School Covered Courts/ Stage/ Other Components in La Union: CY 2021

Project Title/Location	Funding Source	Project Cost (Php)	Year Started
Construction of School Covered Court at Marcos ES	SEF	3,989,361.56	2021
Construction of Covered Court, Bagulin Central School, Bagulin	SEF	4,978,446.12	2021
Construction of a Multi-Purpose Covered Court for La Union NHS (Phase I)	SEF	11,475,856.00	2021
Construction of Pao National High School Covered Court, City of San Fernando	RA 8240	3,993,589.47	2021
Completion of Ilocanos Sur Elementary School Covered Court	RA 8240	1,993,974.15	2021
Construction of Wenceslao Elementary School Covered Court, Caba	RA 8240	3,880,500.00	2021
Construction of Nadsaag Elementary School Covered Court, San Juan	RA 8240	3,895,495.65	2021

Source of Data: Provincial Engineering Office

RESILIENT COMMUNITIES INFRASTRUCTURE SUPPORT: Flood Control Structures/Slope Protection Projects

Completed Flood Control / Slope Protection Projects

In 2021, the Province completed 11 projects under this category (see Table 5.12). Out of the total, seven projects include the construction of Creek Slope Protection projects while the remaining four were Flood Control Structures. The total cost of these projects amounted to P45,915,017.44 and they were all funded under RA7171.

Two different project segments contribute in the development of Borobor creek slope protection and likewise for the development of Cabaroan and Santiago creek slope. As a result, the PGLU has constructed creek slope protections in five different creeks in the province.

Table 5.12. List of Completed Flood Control / Slope Protection Projects in La Union: CY 2021

Project Title/Location	Funding Source	Project Cost (Php)	Year Started
Construction of Borobor Creek Slope Protection, Rissing, Bangar	RA 7171	2,407,448.62	2021
Construction of Borobor Creek Slope Protection (Silio Dike) Phase III, Rissing, Bangar	RA 7171	4,823,826.44	2021
Construction of Cabaroan Creek Slope Protection, City of San Fernando	RA 7171	4,851,553.30	2021
Construction of Cabaroan -Santiago Creek Slope Protection, City of San Fernando	RA 7171	9,955,000.00	2021
Construction of Tallaoen Creek Slope Protection, Luna	RA 7171	2,406,872.56	2021

Project Title/Location	Funding Source	Project Cost (Php)	Year Started
Construction of Pottot Creek Slope Protection, Bauang	RA 7171	1,940,250.00	2021
Construction of Dallangayan Oeste Creek Slope Protection, City of San Fernando	RA 7171	4,865,150.50	2021
Construction of Tanqui Drainage System, City of San Fernando	RA 7171	4,867,180.00	2021
Completion of Ilocanos Sur Drainage Canal, City of San Fernando	RA 7171	3,880,940.00	2021
Rehabilitation of Ilocanos Creek, City of San Fernando	RA 7171	3,880,501.52	2021
Construction of 3 Units Spur Dike, Nadsaag, San Juan	RA 7171	2,036,294.50	2021

Source of Data: Provincial Engineering Office

On-going Flood Control / Slope Protection Projects

The Province also started the implementation of eight projects under this category (see Table 5.13). Half of which include the construction of Flood Control Structures while the remaining involve the construction of Slope Protections. These projects accounted for a total cost of P17,427,893.54 wherein seven projects were funded through RA 7171 while the remaining, to wit: Construction of Pagudpud Integrated School Drainage System, were funded by SEF.

Successive to the construction of Cabaroan-Santiago creek slope protection is the on-going repair and rehabilitation of the project which is expected to be completed in 2022.

Table 5.13. List of On-going Flood Control / Slope Protection Projects in La Union: CY 2021

Project Title/Location	Funding Source	Project Cost (Php)	Year Started
Repair and Rehabilitation of Cabaroan-Santiago Slope Protection	RA 7171	947,992.00	2021
Construction of Taberna Drainage System, Bauang	RA 7171	4,850,751.00	2021
Riprapping of Sinapangan Sur Creek, Balaoan	RA 7171	980,652.00	2021
Repair of Sibuan-otong Slope Protection and Cross Drainage, City of San Fernando	RA 7171	1,475,282.71	2021
Rehabilitation/Repair of Bato Slope Protection	RA 7171	5,107,540.50	2021
Construction of Brgy. Poro Drainage System	RA 7171	243,018.00	2021
Repair/Rehabilitation of Lower San Agustin Slope Protection	RA 7171	827,510.00	2021
Construction of Pagudpud Integrated School Drainage System, San Fernando City	SEF	2,995,147.33	2021

Source of Data: Provincial Engineering Office

ENVIRONMENTAL SUPPORT INFRASTRUCTURE: Sanitary Landfill Projects

The presence of sanitary landfills plays a crucial role in mitigating the growing concern of waste management in the province. PGLU assisted its component LGUs in putting up their respective sanitary landfills or in maintaining existing ones.

In 2021, the Province completed its two sanitary landfill projects, which started in 2020 (see Table 5.14). These projects, which have a combined cost of P8,695,463.80 will help the recipient LGUs in mitigating their problems on waste management. Both were funded under the Province's Development Fund. In addition, the Phase II of Sto. Tomas

Sanitary Landfill Cell Project amounting to P1,455,568.00 started in December 2021 and is currently on-going.

Table 5.14. List of Completed Sanitary Landfill Projects in La Union: CY 2021

Project Title/Location	Funding Source	Project Cost (Php)	Year Started
Construction of Perimeter Fence for Sanitary Landfill (Phase II), Paagan, Santol	DF	746,250.00	2020
Construction of Sto. Tomas Sanitary Landfill Cell, Sto. Tomas	DF	7,949,213.80	2020

Source of Data: Provincial Engineering Office

PUBLIC HEALTH INFRASTRUCTURE: Hospital Buildings/Amenities

The pandemic further exposed the need to improve the health care facilities in the province that is why during the year in review, PGLU implemented projects that centered the upgrading of various amenities of its district hospitals.

Eight projects were completed in 2021 whereas five projects were initiated in 2020 while three started and completed in 2021 (see Table 5.15). Projects in Bacnotan and Caba district hospital were implemented to improve their potable water system and improve water system to maintain water sufficiency in both hospitals. In addition, PGLU catered the construction of comfort rooms of all the District Hospitals and Medical Center in La Union. The drainage canal and electrical system in Naguilian district hospital were also implemented during the period in review.

There is also an on-going Materials Recovery Facility (MRF) project in Balaoan district hospital under Development Fund amounting to P2,990,127.66. In addition, the MRF project in Bacnotan was among the completed projects in 2021. The Materials recovery facilities for Balaoan and Bacnotan District hospital were established primarily to stow hazardous hospital wastes such as used PPE's and surgical gloves to ensure a safe collection and disposal of such materials.

Table 5.15. List of Hospital Building and Amenities Projects in La Union: CY 2021

Project Title/Location	Funding Source	Project Cost (Php)	Year Started	Status
Improvement of Potable Water System, Bacnotan District Hospital	RA 8240	996,900.00	2021	Completed
Improvement of Potable Water System, Caba District Hospital	RA 8240	996,800.00	2021	Completed
Construction of Additional Water Supply, Bacnotan District Hospital, Bacnotan	DF	996,500.00	2020	Completed
Installation of Additional Water System, Caba District Hospital	DF	1,495,545.17	2020	Completed
Construction of Comfort Rooms of Five (5) District Hospitals and LUMC, Various Sites	DF	1,297,379.42	2020	Completed
Construction of Drainage Canal in Naguilian District Hospital, Naguilian	DF	570,700.00	2021	Completed
Upgrading of Electrical System, Naguilian District Hospital, Naguilian	DF	4,869,999.91	2020	Completed

Project Title/Location	Funding Source	Project Cost (Php)	Year Started	Status
Construction of Materials Recovery Facilities, Bacnotan District Hospital, Bacnotan	DF	996,000.00	2020	Completed
Establishment of Material Recovery Facility, Balaoan District Hospital, Balaoan	DF	2,990,127.66	2021	On-going

Source of Data: Provincial Engineering Office

PUBLIC HEALTH INFRASTRUCTURE: Isolation Facility Projects

PGLU, in partnership with Department of Health Regional Office I, started the construction of an Isolation Facility at Balaoan District Hospital Compound (Phase I) in December 2020 with a project cost of P9,995,000.00 funded under the organization's Trust Fund. The Isolation Facility can accommodate a total of 20 patients at a time making it very relevant as it provides an isolation facility, which could cater to constituents who are in the northernmost part of the province.

Construction of Isolation Facility, Balaoan District Hospital



Source: Office of the Provincial Engineer

In 2021, the initial Phase of Balaoan Isolation Facility was already accomplished while its repair and improvement, and Phase II was initiated and are on-going in the same year. In addition, Rosario District Hospital and Naguilian District Hospital are also under repair and improvement works during the year in review.

In summary, the Province has four on-going projects funded under Development Fund (DF), which all started in November 2021 (see Table 5.16). The total project cost of the on-going Isolation facility projects is P17,465,000.00.

Table 5.16. List of On-going Isolation Facility Projects in La Union: CY 2021

Project Title/Location	Funding Source	Project Cost (Php)	Year Started
Repair and Improvement of Isolation Facility, Balaoan District Hospital, Balaoan	DF	2,495,000.00	2021
Completion of Isolation Facility (Phase II), Balaoan District Hospital, Balaoan	DF	9,980,000.00	2021
Repair and Improvement of Isolation Facility, Naguilian District Hospital, Naguilian	DF	2,495,000.00	2021
Repair and Improvement of Isolation Facility, Rosario District Hospital, Rosario	DF	2,495,000.00	2021

Source of Data: Provincial Engineering Office

ORGANIZATIONAL INFRASTRUCTURE SUPPORT

To continually improve its services, the Province ensured the provision of a conducive work environment by constructing new buildings that will provide additional working space and amenities.

PROVINCIAL GOVERNMENT FACILITIES: Improvement of Offices

In 2021, the Provincial Government completed the implementation of three projects, which catered to the improvement of four Offices in the Provincial Capitol (see Table 5.17). Out of the total, one project started in 2020, while the remaining two projects started during the year in review. All three projects were funded under General Fund amounting to P3,876,338.56.

Table 5.17. List of Completed Provincial Government Facilities Projects: CY 2021

Project Title/Location	Funding Source	Project Cost (Php)	Year Started
Improvement/Rehabilitation of PGLU Buildings and Facilities (GSO and Accounting Offices)	GF	1,792,846.56	2020
Renovation of Provincial Treasurer's Office (Phase II), Provincial Capitol Building, City of San Fernando	GF	1,499,250.00	2021
Improvement of PGLU Budget Office, Provincial Capitol, City of San Fernando	GF	584,242.00	2021

Source of Data: Provincial Engineering Office

PROVINCIAL GOVERNMENT FACILITIES: Other Facilities and Development Project

The Province completed the Peace, Order and Safety Emergency Operations Center Building (POS-EOC) at Sevilla, City of San Fernando (CSF) during the year in review. This project was funded by the Province's Development Fund with a total cost of P18,994,675.46. The project includes the provision of various amenities such as fire alarm systems, elevator and parking of the facility.

In addition, PGLU also implemented the construction of the Genset House in Guerrero Road and the Spring Development for Water Source of Sevilla Complex in Sevilla, City

of San Fernando. The Genset House Project was funded under Development Fund while the Spring Development Project was funded under Development Fund amounting to P745,984.02 and P1,294,616.51, respectively.

PROVINCIAL GOVERNMENT FACILITIES: Provincial Capitol Improvement – DPWH Implemented Projects

In 2021, the Province completed the implementation of five projects to improve its various buildings in the Provincial Capitol compound with the assistance of DPWH - La Union 1st District Engineering Office (see Table 5.18). Furthermore, the DPWH Regional Office I also implemented a project that catered to the improvement and extension of the Legislative Building of the Provincial Government. This project is expected to be completed in 2022. Included in the project is the provision of an elevator in the Legislative Building. Said project will also feature a two-storey extension to be utilized as a gym and conference hall.

Table 5.18. List of Provincial Capitol Improvement Projects: CY 2021

Project Title/Location	Funding Source	Project Cost	Year Started	Status of Implementation
Local Infrastructure Program- Construction (Extension) of the PGLU Provincial Capitol Building, San Fernando City, La Union	DPWH GAA CY 2021	9,602,268.64	2021	Completed
Local Infrastructure Program- Construction/Improvement of Provincial Capitol Executive Building (Phase II), Brgy. 2, San Fernando City	DPWH GAA CY 2021	14,254,816.63	2021	Completed
Construction/ Rehabilitation/Improvement of Various Infrastructure Including Local Projects- Construction of Provincial Executive Building (Phase 3), Brgy. 2, San Fernando City	DPWH GAA CY 2021	47,008,380.73	2021	Completed
Construction/Repair/ Rehabilitation/Improvement of Various Infrastructures Including Local Projects- Rehabilitation of Provincial Capitol, Brgy. 2, San Fernando City	DPWH GAA CY 2021	66,153,429.26	2021	Completed
Local Infrastructure Program- Construction of Provincial Capitol Rain Collectors, Brgy II, San Fernando City	DPWH GAA CY 2020	9,610,578.24	2021	Completed
Construction of Legislative Building, National Government Center, City of San Fernando La Union	DPWH GAA CY 2021	23,642,449.11	2021	On-going

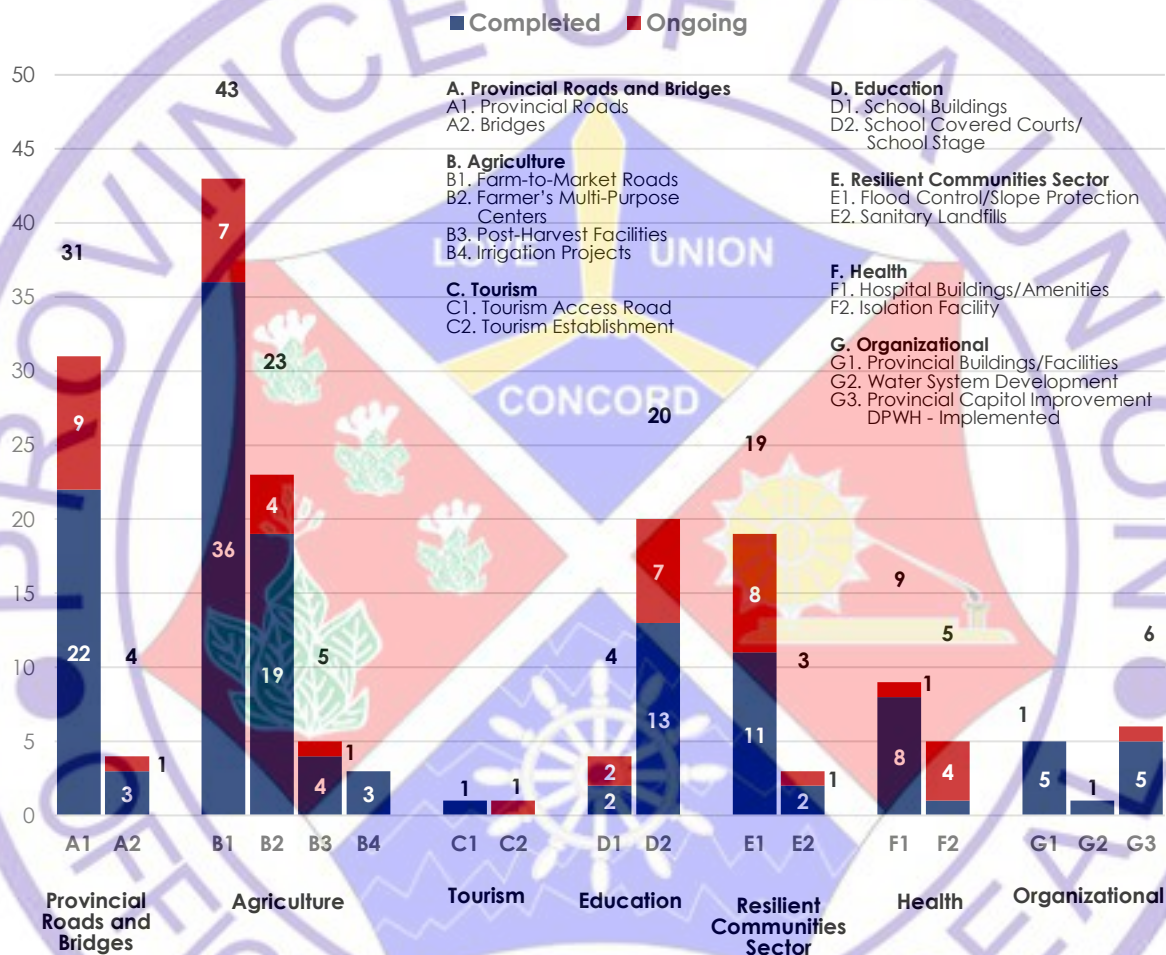
Source of Data: Provincial Engineering Office

OVERALL SUMMARY

Figure 5.1 provide the overall summary of the Status of Infrastructure Projects in La Union for CY 2021 categorized by Sector and by type of Infrastructure. PGLU completed a total of 136 projects and initiated 47 on-going projects during the period in review. Out of the total, 88 projects were completed and 23 are on-going under Economic Infrastructure Support. For Resilient Communities Sector Support, 37 projects were completed and 23 are on-going. Lastly, 11 projects were completed and one is on-going under Organizational Infrastructure Support projects.

Among the total completed projects, 34 were carry-over projects. 3 of which were CMGP funded road projects that started in 2019 while the remaining 31 projects started in 2020 under various source of funding. Out of the total carry-over projects, PGLU completed 19 road projects, one bridge project, four FMPCs, once school covered court, two sanitary landfill projects, five hospital building and amenities projects and two provincial government facilities projects in 2021.

Figure 5.1. Overall Summary of the Status of Infrastructure Projects in La Union by Sector and by Type of Infrastructure: CY 2021



MOVING FORWARD

The Province's Infrastructure Sector continued to develop during the year in review. Considering the present global situation brought by the Covid-19 pandemic, PGLU manifest its flexibility and adaptability in implementing infrastructure projects in the different sectors. Hence, as the Province advance to the succeeding year, various infrastructure projects are set to be implemented in support to the achievement of a better quality of life and for a Stronger La Union.

Economic Sector

Various disaster and climate resilient infrastructure projects for economic dynamism were programmed for 2022. The first highlight was the establishment of La Union

Commercial Center 1 and 2. The PGLU in partnership with LGUs, NGAs, travel brands and tourism associations, will spark new networks and opportunities for tourism promotions and market matchings. In partnership with DPWH R01, the PGLU also programmed the establishment of Multi-Purpose Car Park Building which will address the increasing demand for parking space of government center, provincial capitol customers and La Union constituents.

Agricultural infrastructure program 2022 will cater the construction/rehabilitation/improvement of 50 FMRs, eight FMPCs, five flood control and drainage system, five post-harvest facilities, five irrigation facilities and a hydroponic system. The PGLU will also continue in conducting preventive maintenance of 100 kms total provincial roads and 15 linear meters total provincial bridges.

Resilient Sector

To accelerate strategic development for community resiliency, PGLU will establish Special Drug Education Center (SDEC), and Refuge Center for Women. These priority programs will be implemented by member offices which will benefit out of school youth and street children vulnerable to drug and substance abuse, and women that are victims and survivors from sexual and physical abuse and other related circumstances that incapacitated them functionally. The Province will also establish Medical Waste Treatment Facility to safeguard the quality of environment and public health from the increasing volume of infectious wastes.

Organizational Sector

The PGLU, in partnership with DPWH R01 and member offices, included the improvement of three Provincial Government offices for additional working space and amenities to provide better services to fellow Kaprobinsiaans. The Province will implement the third phase of the construction of Executive Building which will house the office of the Provincial Governor and provincial canteen when completed.

The on-going Provincial Engineer's Office Building was located in Brgy. Sevilla, City of San Fernando, La Union. The building will provide a conducive working environment for the Engineers and staff to fully perform the mandated functions of the Provincial Engineering Office. Another development project will be the establishment of the PGLU Warehouse which aims to improve the supply and property management, provide protective and safekeeping of all the inventories of the Provincial Government.



2021 EXECUTIVE-LEGISLATIVE AGENDA SCORECARD ACCOMPLISHMENT

Taking full advantage of the growing tourist arrival brought about by agriculture, tourism and agri-tourism sites, the La Union Executive-Legislative Agenda (ELA) Scorecard was structured in 2019 based on the Transformative Governance Roadmap and sectoral frameworks focusing on:

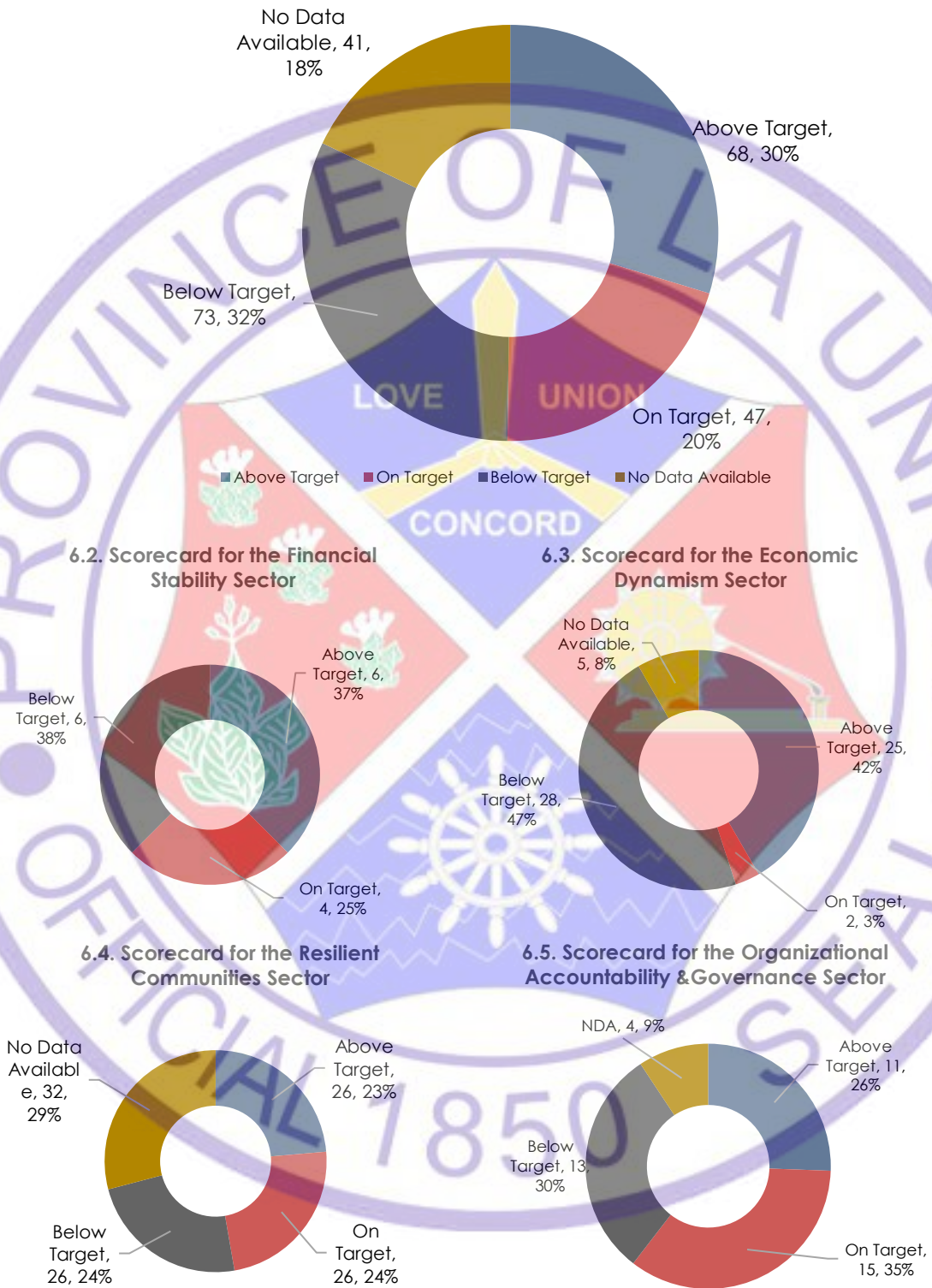
- F** – Financial Stability;
- E** – Economic Dynamism and Competitiveness;
- R** – Resilient Communities; and
- O** – Organizational Accountability and Governance.

However, taking into account the effects of the CoViD-19 pandemic and as we transition to the new normal, the scorecard was recalibrated to align to the Stronger La Union: Provincial Strategy on Response, Recovery and Local Economic Development. This shall drive the Province towards the achievement of a Self-Sufficient, Sustainable, and Secure Province capitalizing on the experiences and learnings from the health crisis brought about by the pandemic.

Overall, there are 229 scorecard indicators. The Resilient Communities Sector comprised the highest number of indicators at 110 indicators (48.03% share), followed by the Economic Dynamism and Competitiveness Sector with 60 indicators (26.20% share) and Organizational Accountability and Governance Sector with 43 indicators (18.78% share). The Financial Stability Sector comprised the least with only 16 indicators or 6.99 percent share.

Out of 229 indicators, 68 indicators surpassed their 2021 target (See Figure 6.1). This comprised 30 percent of the total indicators. Meanwhile, 20 percent of the indicators were on target (47 indicators) and 32 percent were below target (73 indicators). The remaining 18 percent or 41 indicators have no data available as of December 31, 2021.

Figure 6.1. CY 2021 Scorecard, Overall and by Sector



Financial Stability Sector

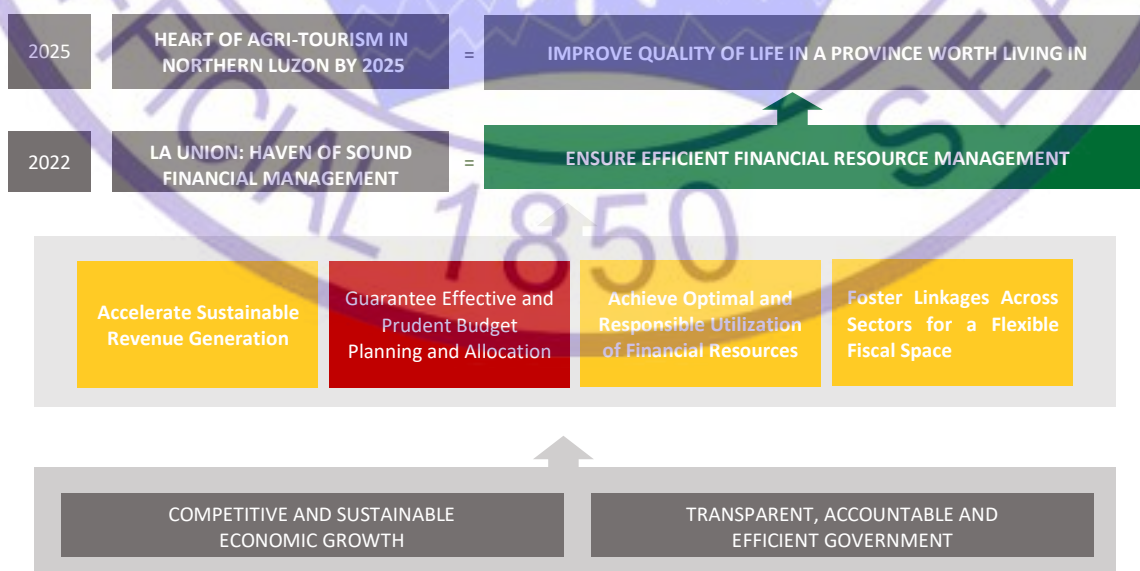
The Financial Stability Sector highlights PGLU's continuing efforts to ensure efficient financial resource management through sustainable revenue generation, effective and prudent budget planning and allocation to achieve optimal and responsible utilization and management of resources and expenditures, and maintain a level of stability that allows the Province to efficiently implement its development programs, projects, and activities. In 2021, six scorecard indicators were above target, four on target while six indicators were below target (See Figure 6.2). The breakdown of scorecard status by sector objective is provided in Table 1.

Table 6.1. CY 2021 Summary of Scorecard Status of the Financial Stability Sector by Objective

OBJECTIVE	ABOVE TARGET	ON TARGET	BELOW TARGET	TOTAL NUMBER OF INDICATORS
Ensure Efficient Financial Resource Management	1	1		2
Accelerate Sustainable Revenue Generation	3		2	5
Guarantee Effective and Prudent Budget Planning and Allocation			1	1
Achieve Optimal and Responsible Utilization of Financial Resources		3	2	5
Foster Linkages Across Sectors for a Flexible Fiscal Space	2		1	3
Total	6	4	6	16

Overall, the Province is doing well in its objective to ensure efficient resource management (see Figure 6.2). However, PGLU will continue to improve on accelerating sustainable revenue generation, achieving optimal and responsible utilization of financial resources, fostering linkages across sectors and most importantly, in guaranteeing effective and prudent budget planning and allocation.

Figure 6.2. Financial Stability Sectoral Framework



Economic Dynamism and Competitiveness Sector

The Economic Sector was greatly affected by the adverse impact of the pandemic and implementation of quarantine restrictions. Nevertheless, this sector plays an important role not only in attaining the Province's vision to establish La Union as a Competitive and Sustainable Economic Hub, but also on its way to recovery.

Despite the negative effects of the pandemic, the Province showed improved ranking in the NCC Index being the 8th Most Competitive Province Nationwide and 1st in the Region. The Province's efforts in making La Union business friendly is also acknowledged with its consistent bid as a finalist in the PCCI Most Business Friendly Award.

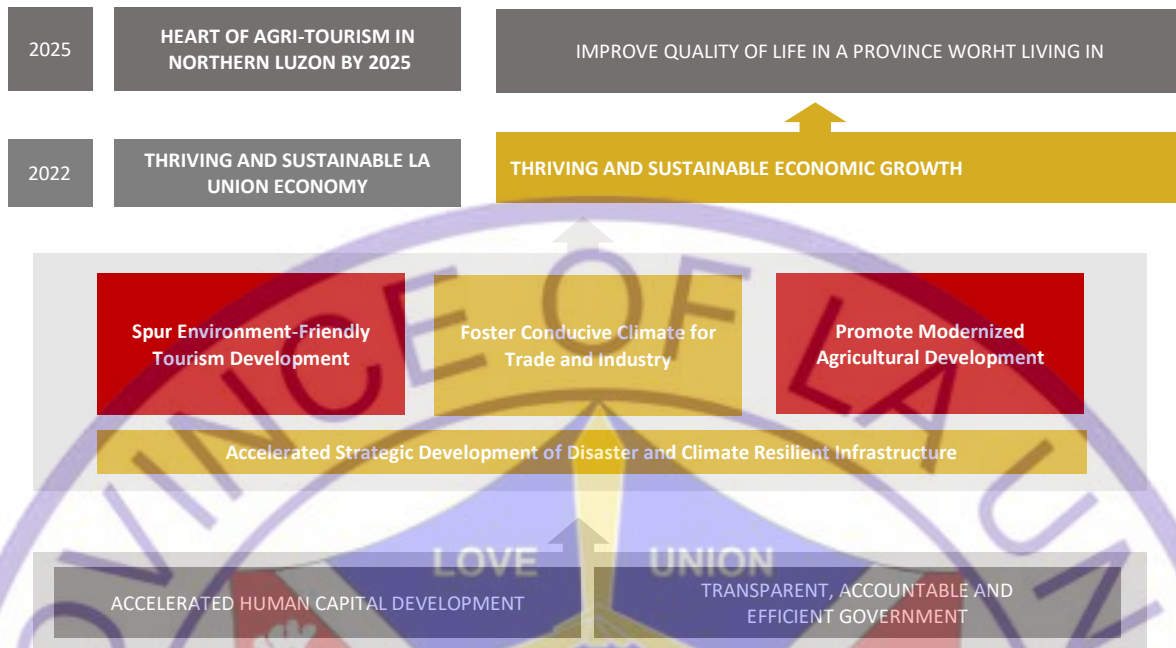
In summary, 42 percent of the Sector's total indicators were above target while 2 percent were on target (see Figure 6.3). On the other hand, 47 percent were below target and 8.33 percent have no data available. Table 2 provides the breakdown of scorecard status by sector objective.

Table 6.2. CY 2021 Summary of Scorecard Status of the Economic Dynamism and Competitiveness Sector by Objective

Objective	Above Target	On Target	Below Target	No Data Available	Total Number of Indicators
Thriving and Sustainable Economic Growth	1		1		2
Spur Environment-Friendly Tourism Development	1		3	1	5
Foster Conducive Climate for Trade and Industry	8		4		12
Promote Modernized Agricultural Development	11	1	19	4	35
Accelerated Strategic Development of Disaster and Climate Resilient Infrastructure	4	1	1		6
Total	25	2	28	5	60

Overall, the Province is doing well in its objective to foster conducive climate for Trade and Industry, but needs to improve in accelerating strategic development of disaster and climate resilient infrastructure and spurring environment-friendly tourism development and promoting modernized agricultural development.

Figure 6.6. Economic Dynamism and Competitiveness Sectoral Framework



Resilient Competitiveness Sector

Cutting across all spheres of human growth and development, the Resilient Communities Sector ensured the provision of responsive and quality social services to its constituents in order to establish La Union as the Home of Empowered and Resilient People. With the state of emergency in the country brought about by the pandemic, various considerations were taken into account to restore and enhance the quality of life of our constituents by ensuring the health, and safety and security in the province.

In 2021, the Resilient Communities sector achieved 23.64 percent accomplishment of its set targets or equivalent to 26 indicators above target (See Figure 6.4). The same percentage or 26 indicators were on target, 26 indicators were below target and 32 indicators with no data available as of December 31, 2021. Table 3 provides a detailed summary of the status of scorecard indicators by objective.

Table 6.3. CY 2021 Summary of Scorecard Status of the Resilient Communities Sector by Objective

Objective	Above Target	On Target	Below Target	No Data Available	Total Number of Indicators
Accelerated Human Capital Development	1	0	0	6	7
Access To Affordable And Safe Housing	0	0	2	1	3
Proportional Access for Vulnerable Sectors	2	5	4	2	13
Enhance Integrated Health Service Delivery	8	5	5	12	30
Quality and Accessible Basic Education For All	3	0	0	10	13
Preserve and Promote Culture And Traditions	3	3	3	0	9

Objective	Above Target	On Target	Below Target	No Data Available	Total Number of Indicators
Uphold The Safety and Liberty of Citizens	3	1	7	1	12
Intensify Disaster Risk Mitigation, Preparedness And Response	2	9	1	0	12
Maintained Ecological Integrity	4	3	4	0	11
Total	26	26	26	32	110

Overall, the Province needs to improve in providing proportional access for vulnerable sectors, and ensuring preservation and promotion of culture and traditions, intensification of disaster risk mitigation, preparedness and response, and maintaining ecological integrity (see Figure 6.7). Moreover, the Province needs to exert more effort to further improve the access to affordable and safe housing, enhance the integrated health service delivery, improve quality and accessible basic education for all, and upholding the safety and liberty of its citizens.

Figure 6.7. Resilient Communities Sectoral Framework



Organizational Accountability and Governance Sector

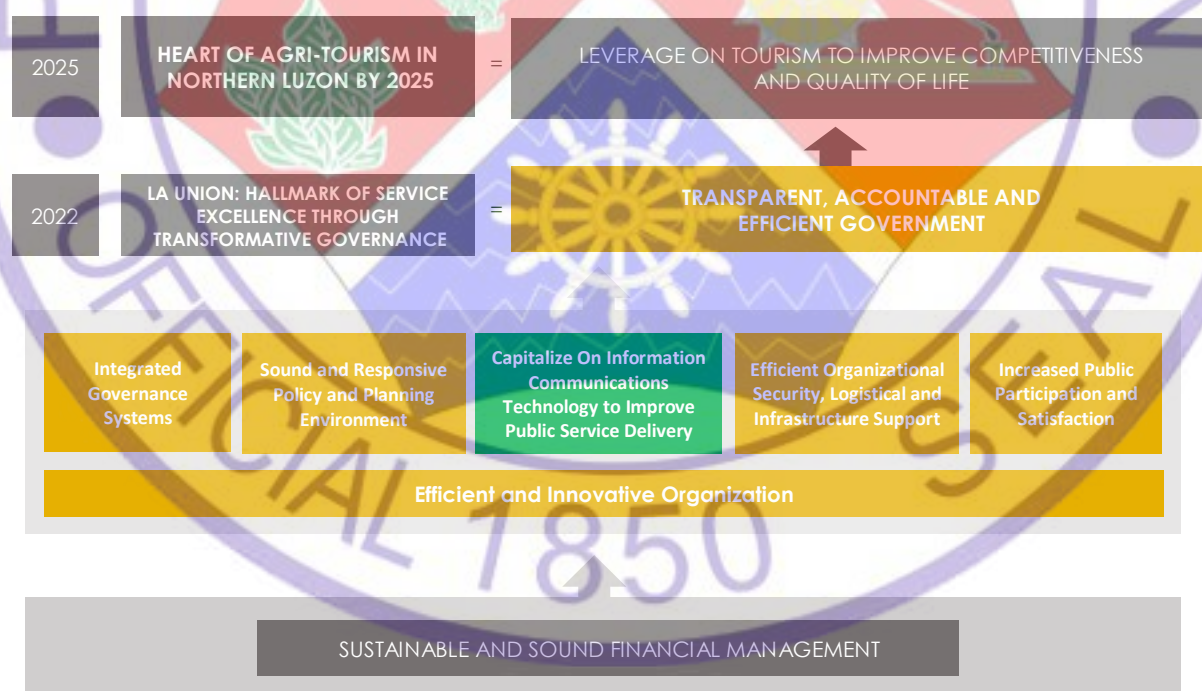
The Organizational Accountability and Governance Sector continued to ensure that the Provincial Government adheres to good governance principles and practices and aims to establish La Union as a Hallmark of Service Excellence through Transformative Governance. In 2021, a total of 43 indicators were targeted for the year wherein 11 indicators were above target or 26 percent share, 35 percent were on target, while 30 percent fell below target and 9.30 percent or 4 indicators with no data available (see Figure 6.5). The detailed summary of the Sector's Scorecard status is provided in Table 4.

Table 6.4. CY 2021 Summary of Scorecard Status of the Organizational Accountability and Governance Sector by Objective

Objective	Above Target	On Target	Below Target	No Data Available	Total Number of Indicators
Transparent, Accountable and Efficient Government		2	1	1	4
Integrated Governance Systems	2	1	1	2	6
Sound and Responsive Policy and Planning Environment	1	2	3		6
Capitalize On Information Communications Technology To Improve Public Service Delivery	1				1
Efficient Organizational Security, Logistical and Infrastructure Support	1	3	3		7
Increased Public Participation and Satisfaction	4	4	3	1	12
Efficient and Innovative Organization	2	3	2		7
Total	11	15	13	4	43

Overall, PGLU is doing well in its objective to capitalize on Information Communications Technology (ICT) to improve public service delivery. However, the Province needs to improve in terms of Integrated Governance Systems, Sound and Responsive Policy and Planning Environment, Efficient Organizational Security, Logistical and Infrastructure Support, Increased Public Participation and Satisfaction and for an Efficient and Innovative Organization (see Figure 6.8).

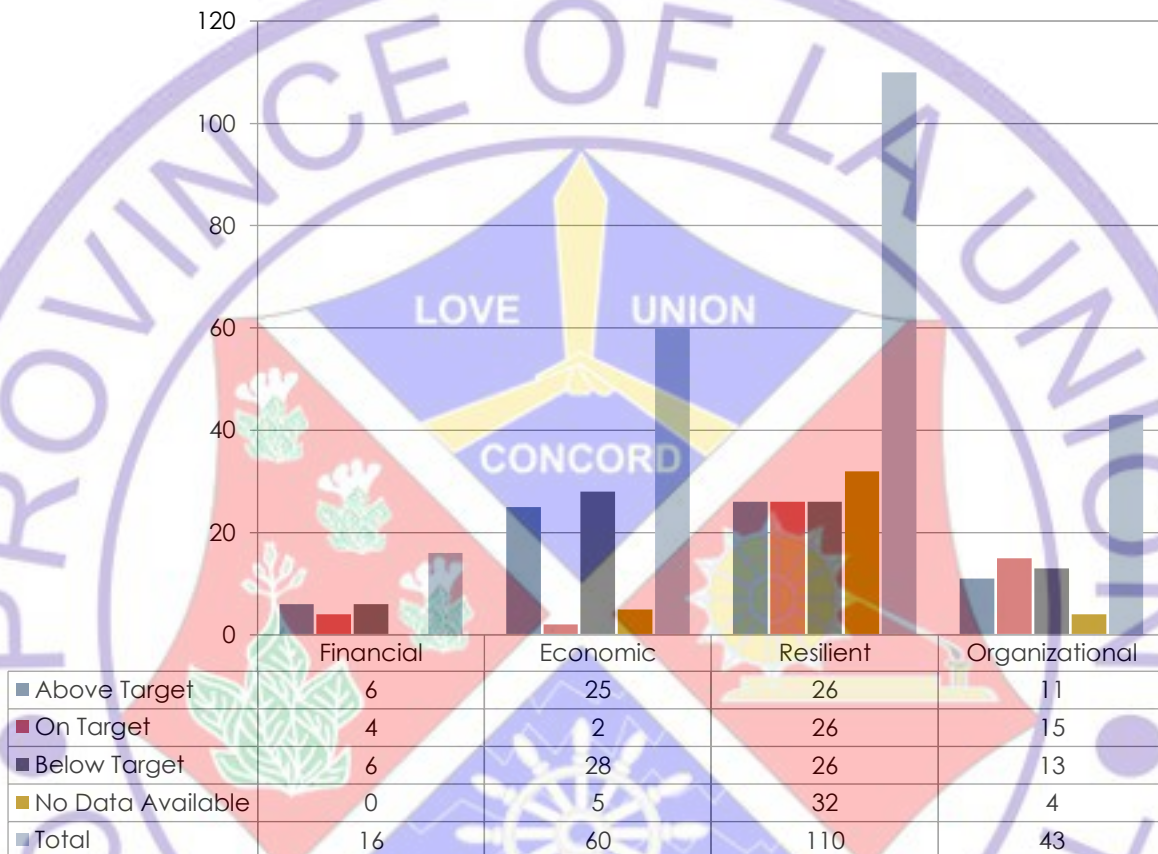
Figure 6.8. Organizational Accountability and Governance Sectoral Framework



In summary, the Resilient Communities Sector has the highest number of indicators above and on target with 52 indicators followed by the Economic Dynamism and Competitiveness Sector and Organizational Accountability and Governance Sector with 27 and 26 indicators above and on target, respectively (See Figure 6.9).

The Financial Stability sector posted the highest accomplishment with 10 out of 16 indicators above and on target or equivalent to 63% accomplishment. This is followed by the Organizational Accountability Sector with 60% percent of its total indicators to be above and on target, while the Resilient Communities Sector and Economic Dynamism and Competitiveness Sector posted an accomplishment of 47% and 45%, respectively.

Figure 6.9. Scorecard Indicators per Sector





SECTOR GOAL: ADEQUATE AND COMPETENT ORGANIZATIONAL STRUCTURE

Despite the continued adversities caused by the COVID-19 pandemic, the Provincial Government of La Union was able to sustain its high organizational performance in 2021. The Province registered a rating of 4.71 percent for both 2020 and 2021. All PGLU Offices recorded at least "very satisfactory" rating during the year in review, the same level as last year.

The Economic Dynamism and Competitiveness Sector posted better performance in 2021. The three other Sectors recorded otherwise. Among the Sectors, the Financial Stability recorded the highest performance rating during the year in review. The Sector retained its number one rank for both 2020 and 2021. Meanwhile, the Organizational Accountability and Governance Sector posted the lowest.

Table 1. PGLU Offices Performance Rating by Sector 2021 versus 2020

RANK	SECTOR	2020 Average Rating	2021 Average Rating	Trend
1	Financial Stability Sector	4.92	4.86	↓
2	Resilient Communities Sector	4.78	4.70	↓
3	Economic Dynamism and Competitiveness Sector	4.51	4.69	↑
4	Organizational Accountability and Governance Sector	4.64	4.62	↓
AVERAGE RATING		4.71	4.72	↑

Source of Data: Office of the Provincial Planning and Development Coordinator (OPPDC)

By Sector, the Financial Stability Sector registered an average overall rating of 4.86 percent in 2021, lower than its level last year at 4.92 percent. Among its member Offices, only the Office of the Provincial Accountant (OPAcct) recorded better performance during the semester in review. OPAcct also posted the highest rating of 4.93 percent while the least was registered by the Provincial Treasurer's Office (PTO) at 4.82 percent.

The Economic Dynamism and Competitiveness Sector recorded better performance during year in review at 4.69 percent, from 4.51 percent in 2020. All Offices except the Office of the Provincial Agriculturist (OPAg) registered better performance in 2021. The La Union Provincial Tourism Office (LUPTO) registered the highest performance rating at 4.92 percent while OPAg recorded otherwise at 4.27 percent.

Meanwhile, the performance rating of the Resilient Communities Sector dropped to 4.70 percent 2021, from 4.78 percent in 2020. Out of the 11 member Offices, only three Offices (27.27% share) registered better performance during the year in review. The La Union Medical Center (LUMC) recorded the highest at 4.96 percent while Baloan District Hospital registered the lowest at 4.41 percent.

The performance of the Organizational Accountability and Governance Sector slightly declined in 2021 at 4.62 percent from 4.64 percent in 2020. More than half (58.33% share or 7 Offices) of its member Offices recorded better performance during the year in review. The Provincial Information Office (PIO) registered the highest performance rating of 4.92 percent while the Sanggunian Panlalawigan (SP) recorded the least at 4.23 percent.

SUMMARY OF OFFICE PERFORMANCE AND COMMITMENT REVIEW (OPCR) RATINGS OF PGLU DEPARTMENTS/HOSPITALS, 2021 vs 2020 (in Percent)

NO.	DEPARTMENT/HOSPITAL	CY 2020	CY 2021	↑/↓
	FINANCIAL STABILITY			
1	Provincial Accountant	4.92	4.94	↑
2	Provincial Budget Office	4.94	4.87	↓
3	Provincial Treasurer	4.90	4.82	↓
4	Provincial Assessor	4.93	4.84	↓
		4.92	4.87	↓
	ECONOMIC DYNAMISM & COMPETITIVENESS			
5	La Union Provincial Tourism Office	4.36	4.92	↑
6	Provincial Agriculturist	4.30	4.27	↓
7	Provincial Veterinarian	4.65	4.67	↑
8	Provincial Engineering Office	4.77	4.84	↑
9	OPG-Local Economic Enterprise and Investment Promotions Unit	4.48	4.74	↑
		4.51	4.69	↑
	RESILIENT COMMUNITIES			
10	Provincial Social Welfare & Development Office	4.89	4.84	↓
11	Provincial Health Office	4.89	4.76	↓
12	Provincial Disaster Risk Reduction & Management Office	4.89	4.68	↓

NO.	DEPARTMENT/HOSPITAL	CY 2020	CY 2021	↑/↓
13	Caba District Hospital	4.86	4.71	↓
14	Rosario District Hospital	4.61	4.62	↑
15	Bacnotan District Hospital	4.95	4.77	↓
16	Naguilian District Hospital	4.67	4.51	↓
17	Balaoan District Hospital	4.61	4.41	↓
18	La Union Medical Center	4.88	4.96	↑
20	OPG-La Union Provincial Jail	4.91	4.73	↓
21	OPG-Environment & Natural Resources Unit	4.48	4.73	↑
		4.78	4.70	
ORGANIZATIONAL ACCOUNTABILITY & GOVERNANCE				
22	Provincial Planning & Development Coordinator	4.79	4.85	↑
23	Provincial General Services Office	4.56	4.83	↑
24	Provincial Legal Office	4.68	4.62	↓
25	Office of the Provincial Governor	4.45	4.50	↑
26	OPG- Office of the Provincial Strategy	4.62	4.64	↑
27	OPG- Information and Communications Unit	4.58	4.85	↑
28	OPG-Bids and Awards Committee	4.71	4.74	↑
29	Provincial Administrator	4.56	4.56	↓
30	Sangguniang Panlalawigan	4.77	4.23	↓
31	Provincial Information Office	4.67	4.92	↑
32	OPG- Internal Audit Unit	4.37	4.34	↓
19	OPG-Security Services Unit	4.91	4.34	↓
		4.64	4.62	↓
	AVERAGE RATING	4.71	4.71	

Bacnotan was formally founded in 1898 as a part of Ilocos Sur which later became a part of Pangasinan during the administration of Governor-General Jose Basco. Finally in 1900, during the creation of La Union, Bacnotan was one of the 12 towns that formed the



INFORMAL

OFFICIAL

1850

SEAL

NO



MOVING FORWARD



As the term of the current administration comes to a close the Provincial Government is set to open and embark on a new chapter of its Transformative Governance Agenda. For 2022, the Province shall focus on ensuring the implementation of the last leg of the Executive Legislative agenda (ELA) and 2022 Targets in the Devolution Transition Plan, among others.

The Province will continue to pursue FINANCIAL STABILITY with the implementation of the General Revision of the Schedule of Market Values, Strengthening of Electronic Payment Platforms and Establishment of the integrated Financial Management Information System, among others.

ECONOMIC DYNAMISM shall be boosted through the continuous provision of technical and relief assistance for Tourism Development and Promotion and Agricultural and Fisheries Modernization. These are supplemented with Business Development and Employment Services and Establishment of Key Infrastructures.

COMMUNITY RESILIENCY shall be upheld by assuring proportional access of vulnerable groups to fast social services, enhanced health services and quality education while preserving cultural and environmental assets and maintaining peace and order. On top of this, disaster risk mitigation, preparedness and response will also be intensified especially with the on-going pandemic.

Lastly, the Province GOOD GOVERNANCE shall be remain as the foundational pillar of the Provincial Government for ORGANIZATION ACCOUNTABILITY as it pursues the last stage of the Performance Governance System (PGS) and its certification in the ISO Integrated Management System (IMS). The Province will also focus on the updating of its Provincial Development and Physical Framework Plan (PDPFP) and Environmental Sector Plans. The Province will also ensure the proper accounting and safekeeping of public properties with the establishment of an inventory system and provincial warehouse. Citizens will also be continuously engaged with the implementation of survey and consultation platforms, provision of free- wifi access points and continuous information campaigns.

All these shall help the Province realize its vision to become the Heart of Agri-Tourism in Northern Luzon by 2025, making the Province a catalyst for sustainable and inclusive development that will improve the quality of life of the People of La Union. Together with the Sangguniang Panlalawigan, Provincial Offices, Component Local Government Units, National Government Agencies and the Stakeholders of La Union, the Province will ensure the sustainable implementation of programs set forth in this document to establish a STRONGER LA UNION, a Province worth living in.



ACHIEVEMENTS, AWARDS AND RECOGNITIONS

NO	AWARD	AWARDING BODY	DATE GIVEN	TYPE	NATURE OF AWARD
1	RIVERS for Life Award recognizing individuals/institutions towards vibrant and enhanced rivers	Department of Environment and Natural Resources - Environmental Management Bureau (DENR-EMB)	02-Feb-21	National	1st Place Nationwide 93% Rating
2	I-BUILD subproject Construction of Malicnao Bridge in Rosario	Department of Agriculture - Philippine Rural Development Project (DA - PRDP)	09-Feb-21	Regional	Recognition
3	Construction of the Balebac-Basca Farm-to-Market Road	CY 2020 State of the Region's Development Conference (SORDC) & Regional Development Council 1 (RDC-1) Awards & Recognition Program	26-May-21	Regional	Competition: 1st Runner Up
4	100% approval of all LGU 10-year Solid Waste Management in compliance with RA 9003 "Ecological Solid Waste Management Act 2000"	Department of Environment and Natural Resources - Environmental Management Bureau (DENR-EMB)	22-Jun-21	Regional	Recognition
5	Compliance to "Ecological Solid Waste Management Act of 2000" / 100% compliance - closure of all open dumpsites	Department of Environment and Natural Resources - Environmental Management Bureau (DENR-EMB)	22-Jun-21	Regional	Recognition
6	Top Performing Newborn Screening Facilities	Department of Health - New Born Screening Center - Northern Luzon	15-Jul-21	Northern Luzon Chapter	Recognition

NO	AWARD	AWARDING BODY	DATE GIVEN	TYPE	NATURE OF AWARD
7	Commendable Performance, Invaluable Support and Unwavering Dedication in the Management of Returning OFWs through the OWWA Hatid-Sundo Program	Overseas Workers Welfare Administration (OWWA) Regional Welfare Office 1	02-Aug-21	Regional	Recognition
8	Red Cross Philippines - Most Outstanding Blood Partners	Red Cross Philippines - La Union Chapter	14-Aug-21	La Union Chapter	Recognition
9	Gawad Pagkilala Award Para sa Natatangi at Makabuluhang Pagtulong sa Pangangalaga at Pagpapaunlad sa Sektor ng Pangisdaan from BFAR Regional Office I	BFAR Regional Office I	17-Sep-21	Regional	Recognition
10	For Supporting City of San Fernando, La Union to achieve Most Improved Local Government Unit in Environmental Health Services (MILEHS) 2021 Note: with 25,000 cash prize"	Department of Health - Central Office	24-Sep-21	National	Recognition
11	Gawad Pagkilala Award Para sa Natatangi at Makabuluhang Pagtulong sa Pangangalaga at Pagpapaunlad sa Sektor ng Pangisdaan from BFAR Regional Office I	BFAR Central Office	30-Sep-21	National	Recognition
13	32nd NSM Celebration Best Province Implementer	Regional Statistics Committee (RSC)-1	29-Oct-21	Regional	Competition: Champion
14	2021 October Cooperative Month, Kooperatibang Matatag: Tumutugon sa mga Hamon, Daan sa Pagbangon, Nabigay Pag-asa sa Makabagong Panahon	Cooperative Development Authority	29-Oct-21	Regional	Recognition
15	Safety Seal	DILG Regional Office I	15-Nov-21	Regional	Recognition
16	Best in Covid19 Pandemic Response (G2P) Digital Governance Awards 2021	<ul style="list-style-type: none"> Department of Information & Communications Technology & National ICT Confederation of the Philippines (NICP) 	-	National	Competition: Finalist
17	Municipal Gold Awardee for the category: Drug-Resistant TB Treatment Success (LUMC)	Department of Health	29-Jun-21	National	Recognition
18	Facility Gold Awardee for DRTB Treatment Success Award for Q2 of 2021 (LUMC)	Department of Health – ROI	27-Aug-21	Regional	Recognition
19	Plaque of Recognition for being one of the first LGUs to join the electronic Freedom of Information (eFOI) portal – 2021 FOI Awards	Presidential Communications Operations Office	25-Nov-21	National	Recognition
20	Silver Award, Anti-Drug Abuse Council (ADAC) Performance Audit, 2019 & 2020	Department of the Interior and Local Government (DILG)	10-Dec-21	National	Recognition
21	Top 7 Best Performing Provincial Jail	Provincial Jail Employees' Association	12-Dec-21	National	National Search: Finalist

Source of Data: Office of the Provincial Administrator-Human Resource and Management Unit

Annex 1. Notable Enacted Ordinances that are Aligned/Supportive of the Vision

No. and Title of Ordinance	Authored	Date Enacted	Sector/Area Classification
<p>ORDINANCE NO. 274-2021</p> <p>AN ORDINANCE REGULATING THE EXTRACTION, DISPOSITION, UTILIZATION AND PROCESSING OF QUARRY AND OTHER MINERAL RESOURCES WITHIN THE TERRITORIAL JURISDICTION OF THE PROVINCE OF LA UNION AND IMPOSING VARIOUS TAXES AND FEES THEREFORE, AMENDING RELATED PROVISIONS OF THE REVENUE CODE OF 2017 AND PROVIDING MANPOWER OF THIS ORDINANCE</p>	<p>SPM Abraham P. Rimando and all SPMs</p>	<p>January 5, 2021</p>	<p>Financial Stability</p>
<p>ORDINANCE NO. 275-2021</p> <p>AN ACT PROVIDING FOR THE SHARING OF FINES OF COLLECTED MONETARY PENALTIES IN THE VIOLATION OF PROVINCIAL ORDINANCES</p>	<p>SPM Nancy Corazon M. Bacurnay and all SPMs</p>	<p>January 19, 2021</p>	<p>Financial Stability</p>
<p>ORDINANCE NO. 277-2021</p> <p>AN ORDINANCE PROVIDING FOR THE PROTECTION, CONSERVATION AND MANAGEMENT OF COASTAL AND AQUATIC RESOURCES IN THE PROVINCE OF LA UNION</p>	<p>SPM Geraldine R. Ortega and all SPMs</p>	<p>February 2, 2021</p>	<p>Resilient Communities</p>
<p>ORDINANCE NO. 279-2021</p> <p>AN ORDINANCE MANDATING THE FORMULATION OF CY 2021-2025 AGRICULTURAL AND FISHERY MECHANIZATION PLAN BY THE PROVINCE, CITY AND MUNICIPALITIES OF THE PROVINCE OF LA UNION, FOLLOWING THE PRESCRIBED GUIDELINES PROVIDED IN JOINT MEMORANDUM CIRCULAR NO. 01-2020 OF THE DEPARTMENT OF AGRICULTURE AND DEPARTMENT OF THE INTERIOR AND LOCAL GOVERNMENT</p>	<p>SPM Geraldine R. Ortega and all SPMs</p>	<p>February 9, 2021</p>	<p>Resilient Communities</p>
<p>ORDINANCE NO. 281-2021</p>	<p>SPM Christian I. Rivera and all SPMs</p>	<p>February 16, 2021</p>	<p>Economic Dynamism</p>

Source of Data: Sangguniang Panlalawigan (SP)